

U of S College of Medicine 5 Year Statistics Summary

Admission Criteria 2020

Academic Requirements

Saskatchewan resident applicant (SR), including Indigenous Admissions Pathway (IAP) and Diversity and Social Accountability Admissions Program (DSAAP)

- 4-year baccalaureate degree must be completed prior to entering Medicine
- 75% minimum university academic average (UAA)
- Medical College Admission Test (MCAT) required of all applicants – ONLY most recent MCAT score considered; January 2016 earliest writing considered; no minimum total score required to apply; however, the Admissions Committee set a cutoff of a minimum total score of ≥ 492 with section score minimums of BBFL 123; CARS 122; CPBS 123; PSBB 123 for an interview invitation

Non-Saskatchewan resident applicant (NSR)

- 4-year baccalaureate degree must be completed prior to entering Medicine
- 85% minimum university academic average (UAA)
- MCAT required of all applicants – ONLY most recent MCAT score considered; January 2016 earliest writing considered; minimum of 80th percentile for the test total score and for each of the four section scores was required to apply; however, the Admissions Committee set a cutoff of a minimum total score of 519 (97th percentile) with the CARS score and UAA used to break ties to rank for an interview invitation

Non-Academic Requirements

Multiple Mini Interview (MMI) presented through a virtual format

Saskatchewan resident applicant (including IAP and DSAAP applicants)

- MMI pass cutoff was set by the Admissions Committee (not released)

Non-Saskatchewan resident applicant

- MMI pass cutoff was set by the Admissions Committee (not released)

Reference Check

- 3 References - must have supervised applicant in a research, volunteer or employment role
- Reference checks done via phone calls – rule out only

Criteria for Selection

Saskatchewan resident applicant (including IAP and DSAAP applicants)

- 30% UAA: 20% MCAT: 50% MMI = Admission rank number (ARN) determines ranking for offers of admission

Non-Saskatchewan resident applicant

- 100% MMI

Recent Changes to admission (entry) criteria

2012 – Class size increase to 100

2013 – Non-Saskatchewan resident requirement change to 4-year baccalaureate degree required prior to entry into Medicine (minimum GPA of 83.0%) and a MCAT minimum of 30N for application, with the MCAT sum used to determine interview offers

2014 - MCAT minimum score remained the same for Saskatchewan residents and Non-Saskatchewan residents of 26 and 30, respectively, with writing sample score removed

2015 – Saskatchewan resident requirement changed to 4-year baccalaureate degree required prior to entry into Medicine

2016 – Saskatchewan resident requirements changed to a minimum University Academic Average (UAA) of 75% (reduced from 78%), with MCAT required of all applicants (prerequisite courses not required). Weight given to academic:non-academic is 30% UAA: 20% MCAT: 50% MMI = Admission rank number (ARN) determines rank for offer of admission

2018 – Saskatchewan resident applicant pool inaugural year of DSAAP – 6 seats; ONLY most recent MCAT2015 considered for all applicants; Non-Saskatchewan resident applicant pool reduced from 10 to 5 seats

2019 – Non-Saskatchewan resident requirements increased to a minimum 85% UAA and a minimum of the 80th percentile for the test total score and for each of the four section scores

	2016	2017	2018	2019	2020
Applicants (Bracketed numbers are %)					
Saskatchewan Resident (SR)	203	270	307	302	314
Non-Saskatchewan Resident (NSR)	620	643	513	262	223
Total	823	913	820	564	537
In province location of applicants that had attended a Saskatchewan high school					
Urban ^a					197 (77.6)
Rural					57 (22.4)
North ^b					167 (65.7)
South					87 (34.3)
Interviewed					
SR	163 Old MCAT $\geq 24\%$ 2015 MCAT $\geq 14\%$	191 Old MCAT $\geq 35\%$ 2015 MCAT $\geq 25\%$	230 MCAT $\geq 27\%$	220 MCAT $\geq 24\%*$	223 MCAT Total Score $\geq 492^{**}$
NSR	115 Either MCAT TS% $\geq 96\%$ VR11/CARS127	89 Either MCAT TS% $\geq 98\%$ VR11/CARS128	45 MCAT $\geq 99\%$ CARS $\geq 90\%$	57 2015 $\geq 97\%$ CARS $\geq 95\%$	65 MCAT Total Score $\geq 519^{***}$
Total interviewed	278	280	275	277	288
In province location of interviewed applicants that had attended a Saskatchewan high school					
Urban ^a	121 (81.2)	111 (76.6)	142 (79.8)	172 (75.4)	140 (75.7)
Rural	28 (18.8)	34 (23.4)	36 (20.2)	56 (24.6)	45 (24.3)
North ^b	90 (60.4)	88 (60.7)	98 (55.1)	141 (61.8)	120 (64.9)
South	59 (39.6)	57 (39.3)	80 (44.9)	87 (38.2)	65 (35.1)
Women	142 (51.0)	124 (44.3)	121 (44.0)	140 (50.5)	136 (47.2)
First time applicants	186 (66.9)	217 (77.5)	191 (69.5)	185 (66.8)	198 (68.8)
Age					
18-19	1 (0.4)	0 (0.0)	0 (0.0)	0 (0.0)	0 (0.0)
20-24	207 (74.5)	218 (77.9)	196 (71.3)	215 (77.6)	213 (74.0)
25-29	41 (14.7)	44 (15.7)	58 (21.1)	36 (13.0)	55 (19.1)
>29	29 (10.4)	18 (6.4)	21 (7.6)	26 (9.4)	20 (6.9)

* Admissions Committee set a minimum MCAT cutoff for Saskatchewan residents (IP) to receive an interview invitation at $\geq 24^{\text{th}}$ percentile with section minimums of BBFL ≥ 29 ; CARS ≥ 23 ; CPBS ≥ 12 ; PSBB ≥ 19

** Admissions Committee set a minimum MCAT cutoff for Saskatchewan residents (SR) to receive an interview invitation at a total score of ≥ 492 with section score minimums of BBFL 123; CARS 122; CPBS 123; PSBB 123

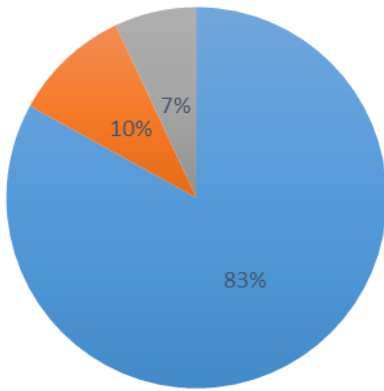
*** Admissions Committee set a minimum MCAT cutoff for non-Saskatchewan residents (NSR) to receive an interview invitation at a minimum total score of 519 (97th percentile) with the CARS score and UAA used to break ties to rank for an interview invitation

^a Urban defined as center with population > 20,000 (Saskatoon, Regina, Prince Albert, Moose Jaw, Lloydminster) and based on high school of graduation

^b North/South split based on Davidson being considered mid-point in Saskatchewan and based high school of graduation

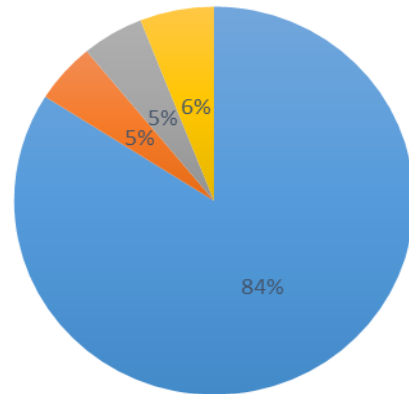
	2016	2017	2018	2019	2020
Accepted (Bracketed numbers are %)					
From SR applicants	88	82	94	92	94
From NSR applicants	12	18	6	8	6
Total	100	100	100	100	100
In province location of accepted applicants that had attended a Saskatchewan high school					
Urban ^a	60 (82.2)	54 (79.4)	65 (82.3)	60 (81.1)	65 (84.4)
Rural	13 (17.8)	14 (20.6)	14 (17.7)	14 (18.9)	12 (15.6)
North ^b	40 (54.8)	40 (58.8)	39 (49.4)	40 (54.1)	50 (64.9)
South	33 (45.2)	28 (41.2)	40 (50.6)	34 (45.9)	27 (35.1)
Women					
	50 (50.0)	48 (48.0)	54 (54.0)	56 (56.0)	56 (56.0)
Age					
18-19	0	0	0	0	0
20-24	69	79	78	83	78
25-29	23	13	15	11	16
>29	8	7	7	6	6
Mean	24.50	23.89	23.93	23.76	23.67
Range	21-39	21-44	20-41	20-39	20-35
# of Prior attempts					
0	54	83	75	71	74
1	31	14	22	26	16
2	8	3	2	2	9
>2	7	0	1	1	1
UAA average (%) 4-year degree (Excluding those accepted through the NSR, IAP, and DSAAP)					
75.0-77.9	5	0	0	0	0
78.0-79.9	8	2	2	1	2
80-84.9	31	11	24	17	21
85.0-89.9	30	41	40	38	25
90.0-100	9	28	22	28	40
Median	84.71	88.00	86.58	88.27	88.81
Range	(75.96-94.31)	(78.14-95.60)	(78.50-96.25)	(79.18-96.22)	(79.28-96.59)
MCAT Median Percentile Score (Includes SR, IAP, and DSAAP; excludes NSR)					
	Old MCAT 73 MCAT2015 57	Old MCAT 79 MCAT2015 84	MCAT2015 77	MCAT2015 73	MCAT2015 77
MMI Pass Cutoff and Decile (Excluding those accepted through the IAP and DSAAP)					
Decile	19% SR 30% NSR	25% SR 34% NSR	22.9% SR 43.5% NSR	19.8% SR 40.0% NSR	SR & NSR
Decile 1	16	15	20	9	19
Decile 2	17	17	13	14	20
Decile 3	6	13	13	15	13
Decile 4	16	11	15	15	13
Decile 5	15	16	11	5	10
Decile 6	4	8	11	8	4
Decile 7	7	7	3	8	6
Decile 8	9	5	10	9	6
Decile 9	3	0	0	1	2
Decile 10	0	0	0	0	0
Degrees Attained by Entry					
None	1	1	0	5	0
Bachelor	81	83	92	88	92
Master	18	13	8	6	7
PhD	0	3	0	1	1

Incoming 2016



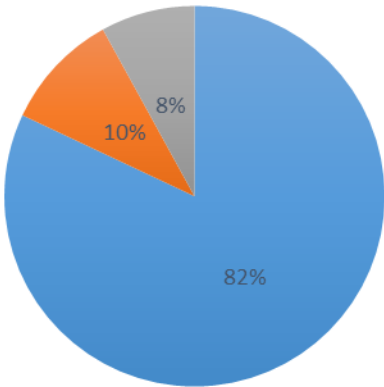
■ SR ■ NSR ■ IAP

Incoming 2019



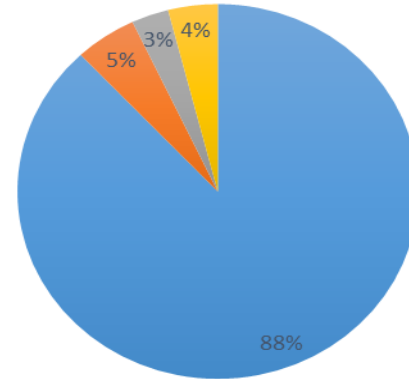
■ SR ■ NSR ■ IAP ■ DSAAP

Incoming 2017



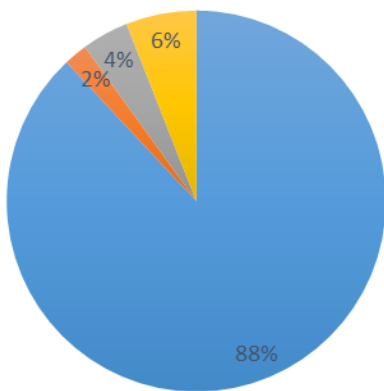
■ SR ■ NSR ■ IAP

Incoming 2020



■ SR ■ NSR ■ IAP ■ DSAAP

Incoming 2018



■ SR ■ NSR ■ IAP ■ DSAAP