



UNIVERSITY OF SASKATCHEWAN
College of Medicine
OFFICE OF THE VICE-DEAN RESEARCH
MEDICINE.USASK.CA/RESEARCH.PHP

2019-2024

RESEARCH PRODUCTIVITY REPORT



Table of Contents

Table of Contents	
Executive Summary	1
Methodology and Definitions	1
1. College of Medicine	2
2. Department of Medicine	5
3. Department of Surgery	7
4. Division of Oncology	9
5. Department of Pediatrics	11
6. Department of Academic Family Medicine	13
7. Department of Anesthesiology, Perioperative Medicine and Pain Management	15
8. Department of Biochemistry, Microbiology and Immunology	17
9. Department of Community Health and Epidemiology	19
10. Department of Anatomy, Physiology and Pharmacology	21
11. Department of Pathology and Laboratory Medicine	23
12. Department of Psychiatry	25
13. School of Rehabilitation Science	27
14. Department of Obstetrics and Gynecology	29
15. Department of Medical Imaging	31
16. Department of Emergency Medicine	33
17. Department of Physical Medicine and Rehabilitation	35
18. Department of Ophthalmology	37

Cover Art: Retaj Ramadan

"Carpal Tunnel Release". 4th Year MD Student. 2024.

Executive Summary

From the Vice-Dean

This is our sixth report describing the research output of the University of Saskatchewan College of Medicine (CoM). The data were captured, analyzed, and presented by Ms. Shelley-May Neufeld, Research Impact Analyst in the Office of the Vice-Dean Research.

This report focuses on research-active faculty in the CoM and provides bibliometrics and funding data displayed first by college and then divided by department/division/school. The data is presented in descending order by the number of research-active faculty per department/division/school. All information is up to date as of Sept 25, 2024.

Methodology and Definitions

Research-Active Faculty

This report includes data from **457** identified research-active faculty from **17** departments, schools and divisions. Faculty are considered research active if they have received research funding, published a peer-reviewed publication or have their published works cited (accessible on a current, public [Google Scholar](#) profile) within the 5-year window of this report.

Research FTE

This is the first report to incorporate faculty protected research time. This number includes the research time assigned to USFA and ACFP faculty members, as well as research time designated through leadership or other contracted time. For the 2023/2024 academic year, the college's total research FTE was determined to be **70.44**.

Awarded Research Funding, Research Projects Awarded and Number of Faculty Awarded

Research Funding and Research Projects Awarded data presented in this report were collected from the University of Saskatchewan Data Warehouse and [UView](#) Portal. Data are restricted to funding administered through the University of Saskatchewan and include fiscal years 2020/21 through 2023/24. University of Saskatchewan fiscal years run from May 1 to April 30.

Research Funding and *Research Projects Awarded* include awards, contracts, sub-transfers, travel awards, and awards from other institutions where CoM faculty are Co-Investigators. *Number of Projects Awarded* is the total number of new research projects awarded for a fiscal year, whereas *Number of Faculty Awarded* is the total number of individual faculty members that received research awards.

Bibliometrics: Publications and Citations

Bibliometrics are research productivity indicators based on scientific publications that highlight research productivity and impact. The OVDR recognizes that the bibliometrics used in our analysis do not encompass all research output and do not include important contributions such as community engagement, changes to policy, or clinical practice guidelines.

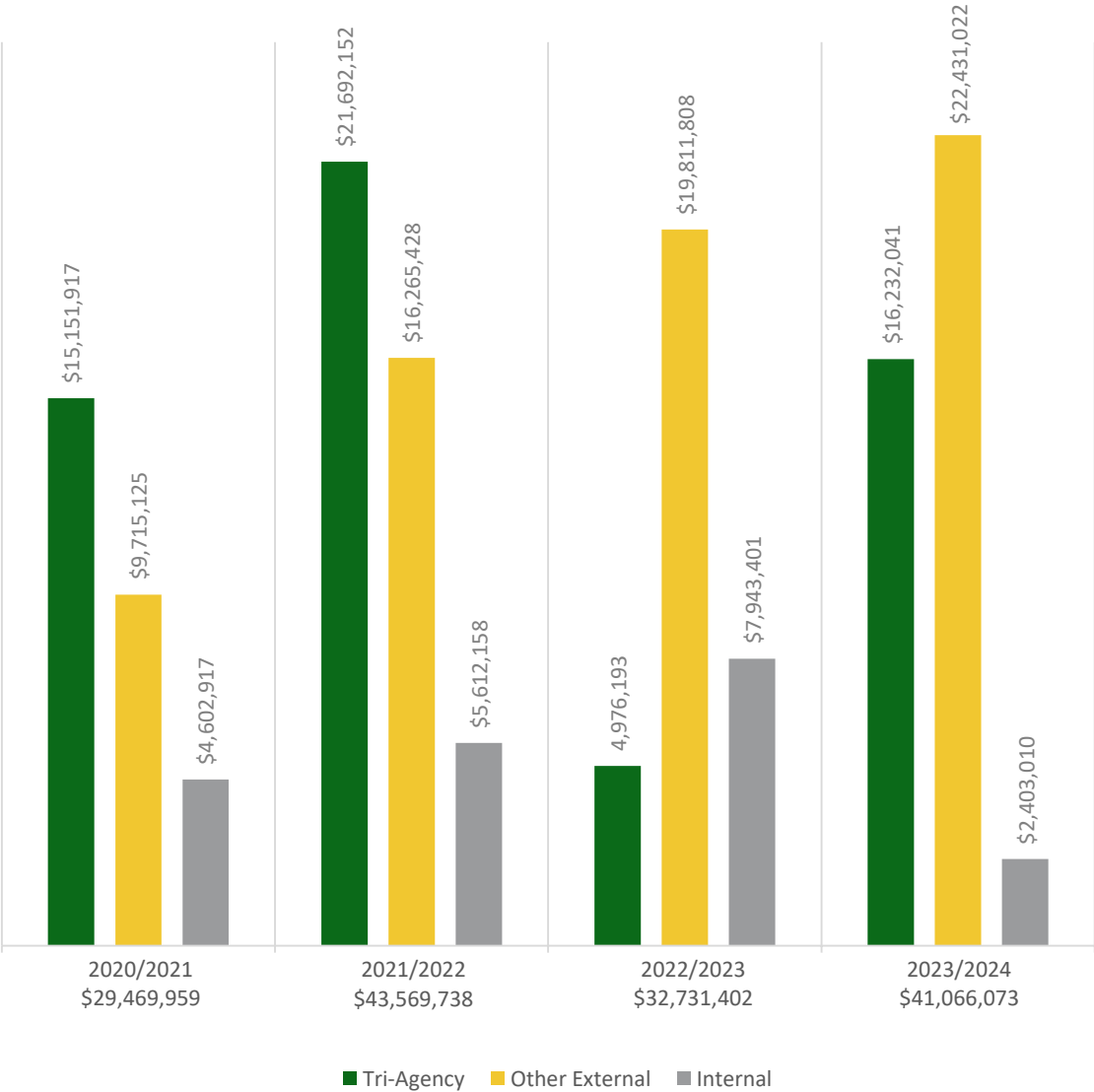
Publication and *Citation* findings presented throughout this report are derived from the Google Scholar profiles of CoM research-active faculty. The report focuses on 5-year publication and citation metrics, quantified on an annual basis by calendar year: January 1 to December 31.

1. College of Medicine

1.1 Research Funding

In the 2023/2024 fiscal year, researchers in the College of Medicine (CoM) received awards totaling **\$41,066,073**. This total includes **\$16,232,041** dollars in Tri-Agency funding, **\$22,431,022** in other external funding and **\$2,403,010** in internal funding.

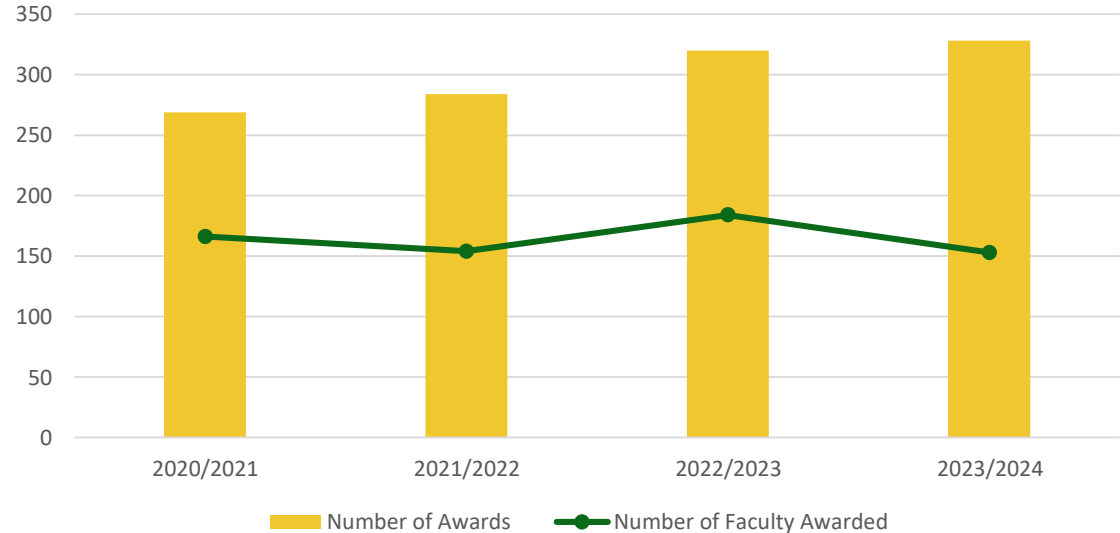
Figure 1.1: College of Medicine Awarded Research Funding



1.2 Research Projects Awarded

While the 2023/2024 fiscal year saw College of Medicine researchers receive an increase in funding dollars, they were awarded fewer awards compared to 2022/2023. In 2023/2024, **153** CoM researchers received **328** awards.

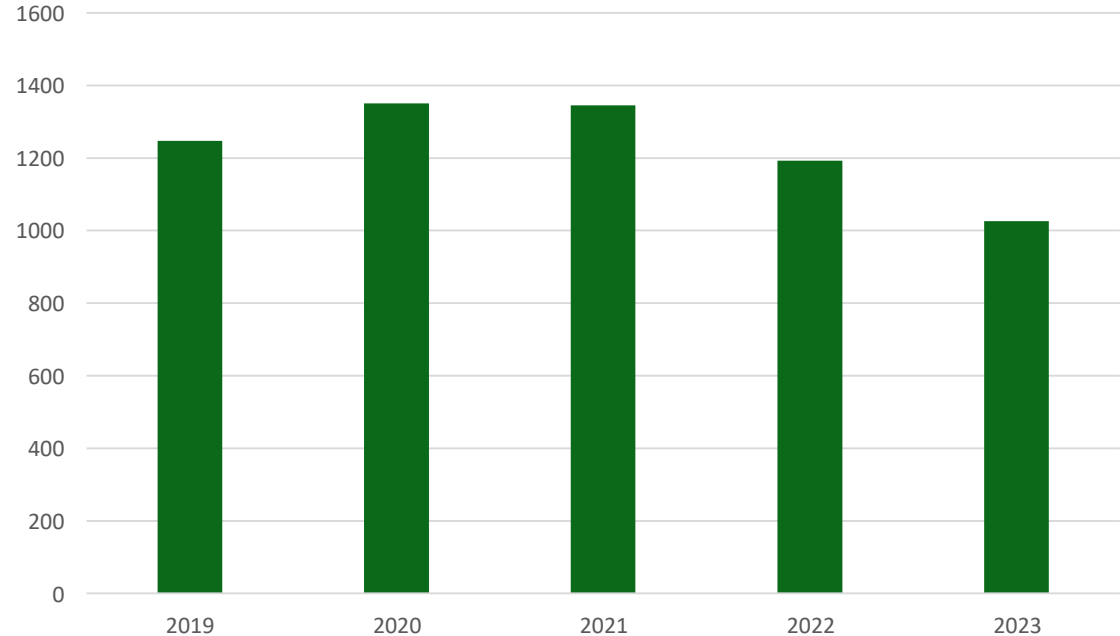
Figure 1.2: College of Medicine Research Projects Awarded



1.3 Publications & Citations

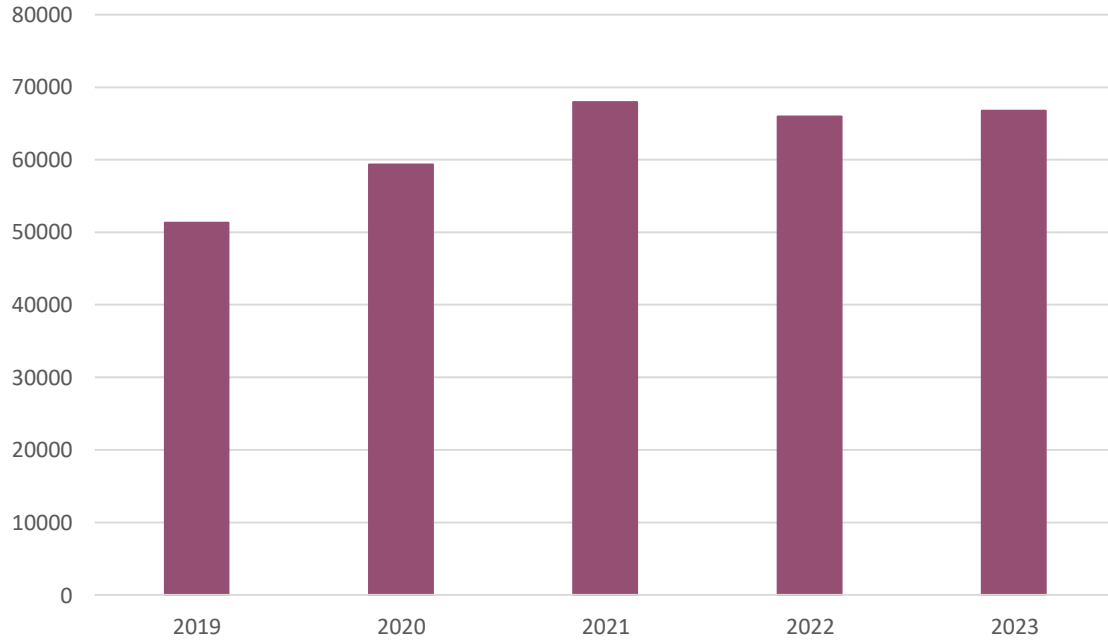
College of Medicine researchers published **1,026** publications in 2023.

Figure 1.3: College of Medicine Annual Publication Count



College of Medicine research works were cited **66,764** times in 2023.

Figure 1.4: College of Medicine Annual Citation Count



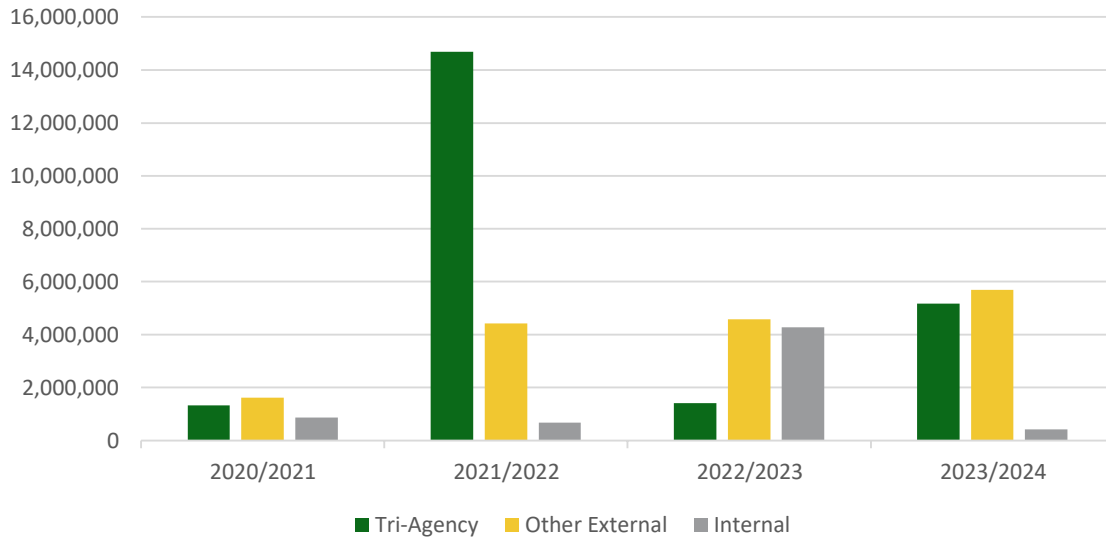
In 2023/2024, the OVDR identified **457** active researchers within the College of Medicine. Of these, **192** faculty were identified as having some protected research time, totaling a college research allocation of **70.44 FTE**.

2. Department of Medicine

2.1 Research Funding

In the 2023/2024 fiscal year, the Department of Medicine saw an increase in awarded dollars. Department researchers were granted a total of **\$11,281,170**.

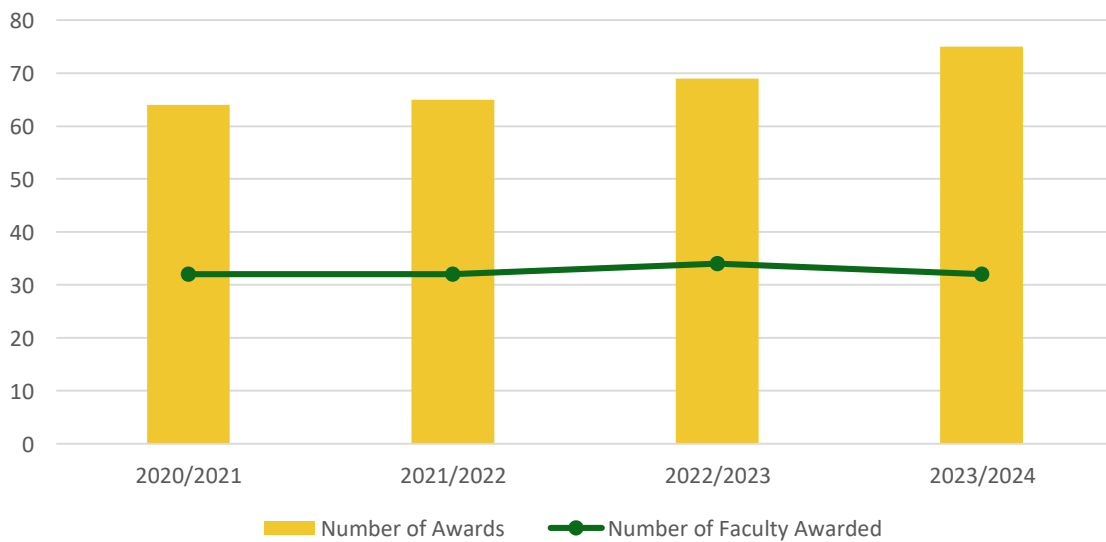
Figure 2.1: Department of Medicine Research Funding



2.2 Research Projects Awarded

Department of Medicine researchers were granted a total of **75** new awards in the 2023/2024 fiscal year. The number of individual faculty award recipients has remained relatively stable, with **32** awardees in 2023/2024.

Figure 2.2: Department of Medicine Research Projects Awarded



2.3 Publications & Citations

Faculty within the department produced **272** publications in 2023.

Figure 2.3: Department of Medicine Annual Publication Count

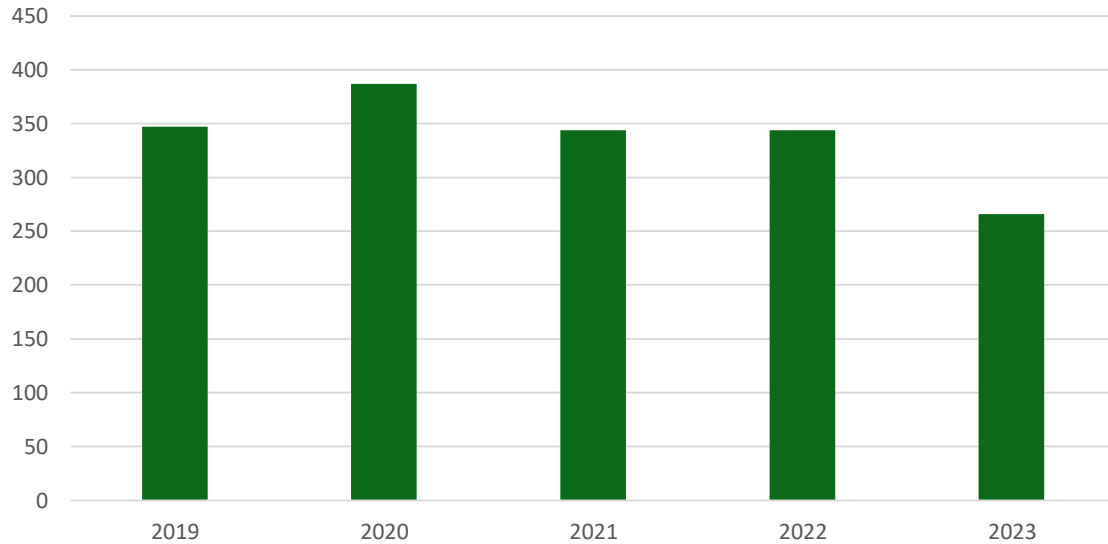
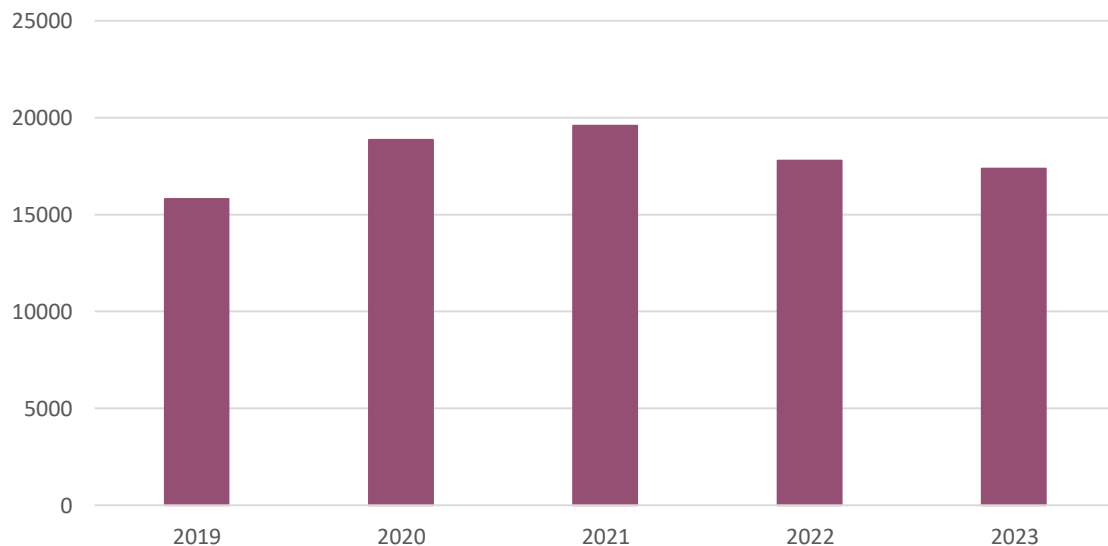


Figure 2.4 shows citation counts for Department of Medicine faculty. Department publications were cited **17,370** times in 2023.

Figure 2.4: Department of Medicine Annual Citation Count



This report included **81** research-active faculty from the Department of Medicine.

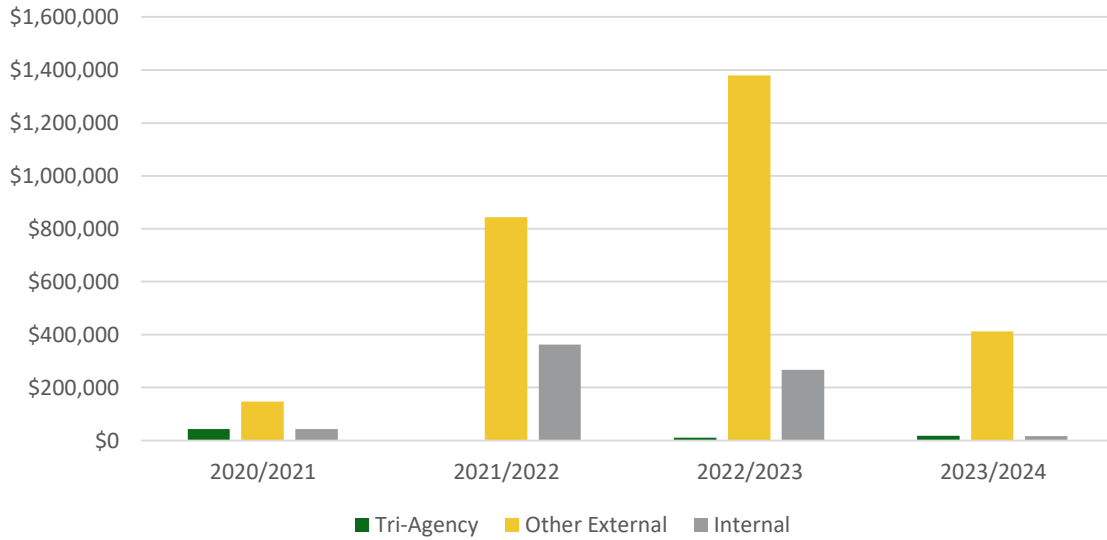
43 faculty members in the department were identified to have protected research time, amounting to a total of **12.41** research FTE allocated to the department.

3. Department of Surgery

3.1 Research Funding

In the 2023/2024 fiscal year, the Department of Surgery researchers were granted a total of \$446,894.

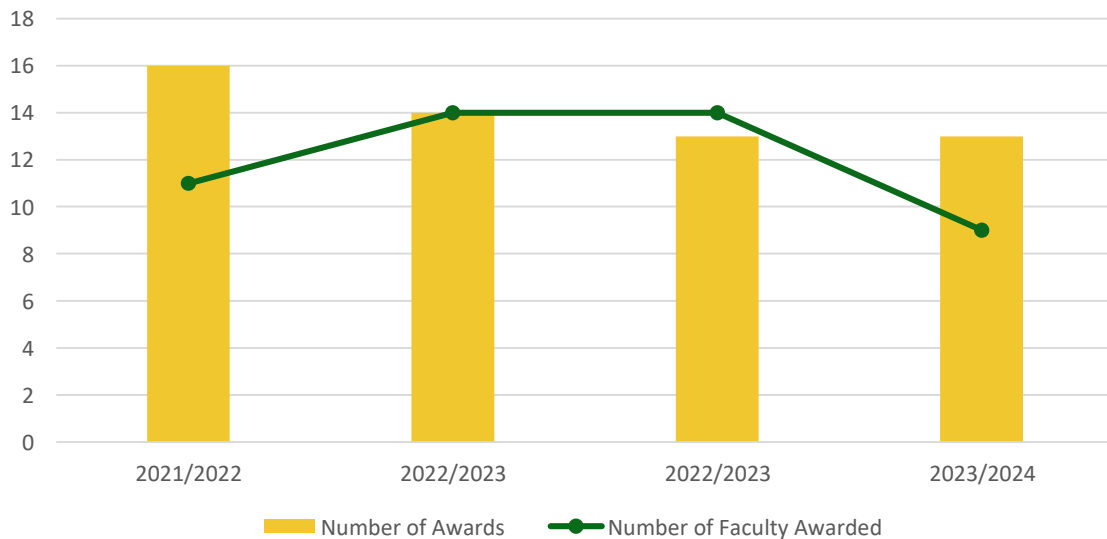
Figure 3.1: Department of Surgery Research Funding



3.2 Research Projects Awarded

In 2023/2024 Department of Surgery faculty were granted 13 awards, received by 9 individual award recipients.

Figure 3.2: Department of Surgery Research Projects Awarded



3.3 Publications & Citations

Faculty within the department produced **66** publications in 2023.

Figure 3.3: Department of Surgery Annual Publication Count

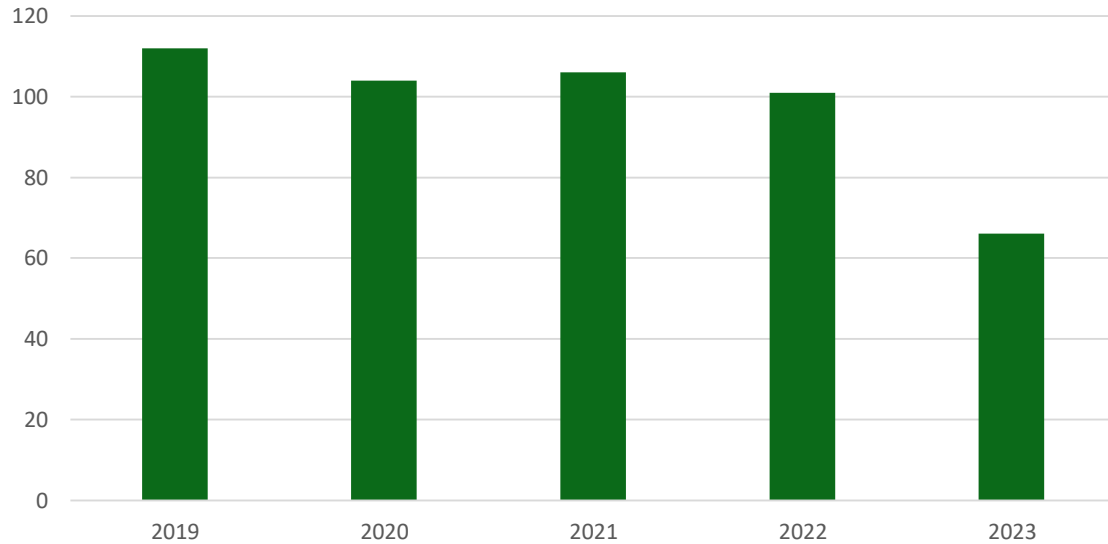
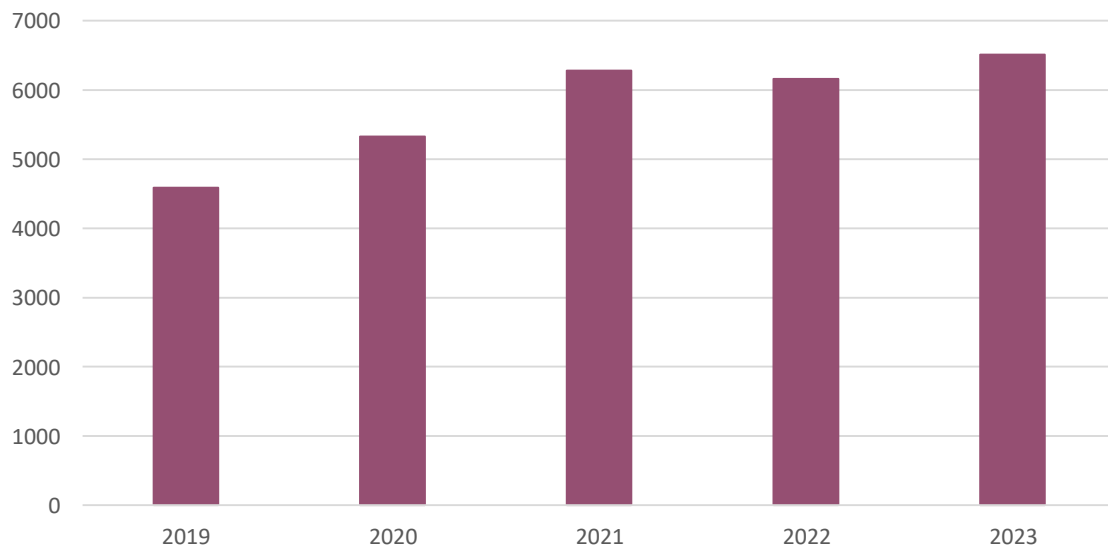


Figure 3.4 shows citation counts for Department of Surgery faculty. Department publications were cited **6,510** times in 2023.

Figure 3.4: Department of Surgery Annual Citation Count



This report included **41** research-active faculty from the Department of Surgery.

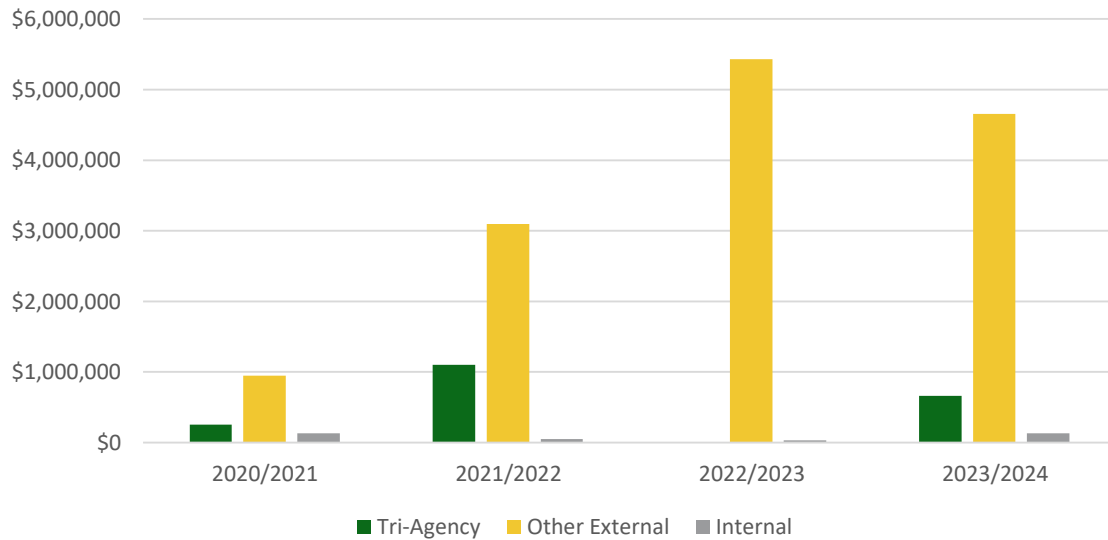
19 faculty members in the department were identified to have protected research time, amounting to a total of **4.56** research FTE allocated to the department.

4. Division of Oncology

4.1 Research Funding

In the 2023/2024 fiscal year, Division of Oncology researchers were granted a total of \$5,448,572.

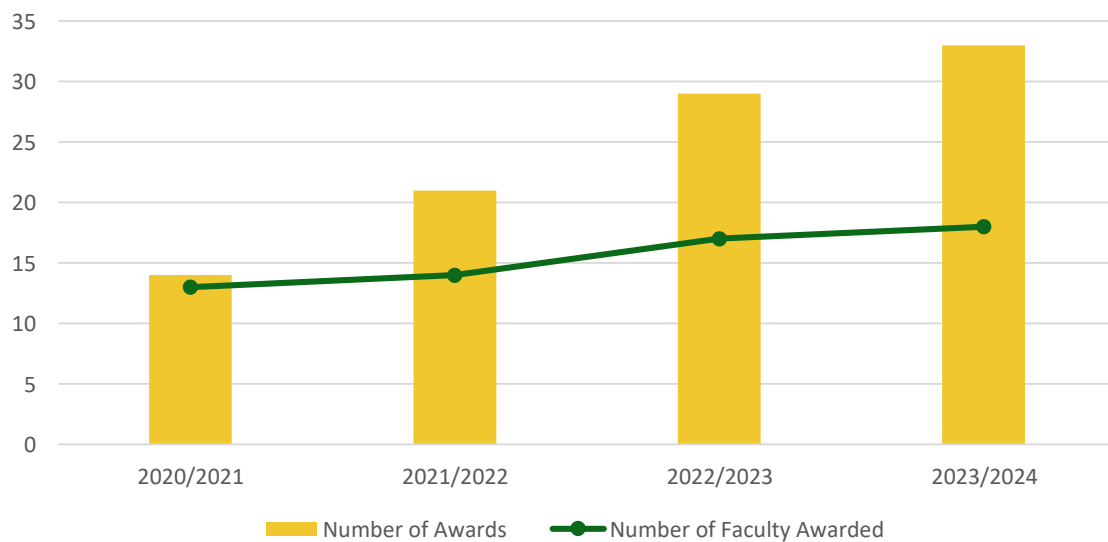
Figure 4.1: Division of Oncology Research Funding



4.2 Research Projects Awarded

Division of Oncology faculty were **33** awards in 2023/2024, awarded to **18** unique awardees.

Figure 4.2: Division of Oncology Research Projects Awarded



4.3 Publications & Citations

The division produced **67** publications in 2023.

Figure 4.3: Division of Oncology Annual Publication Count

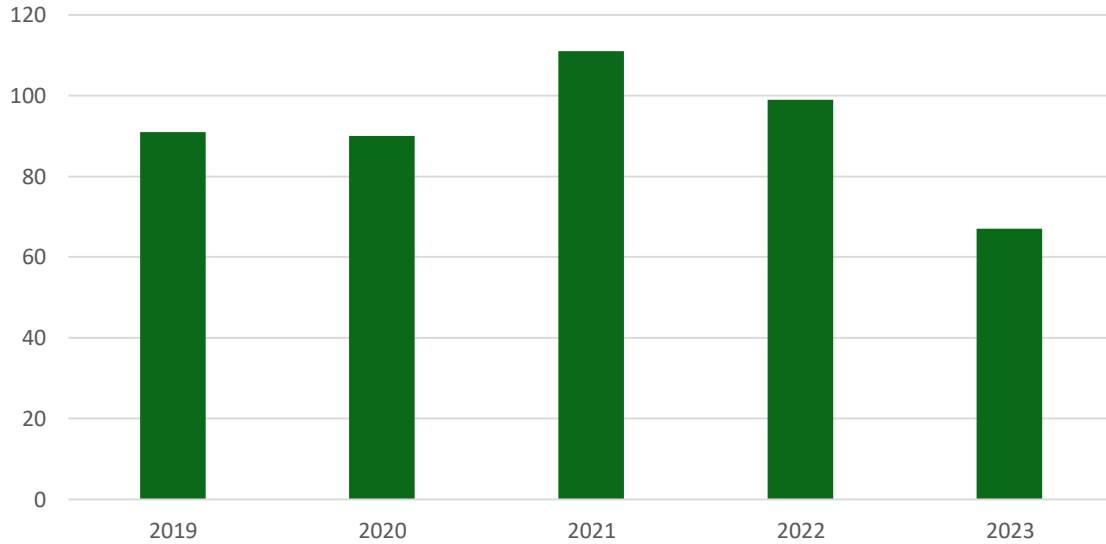
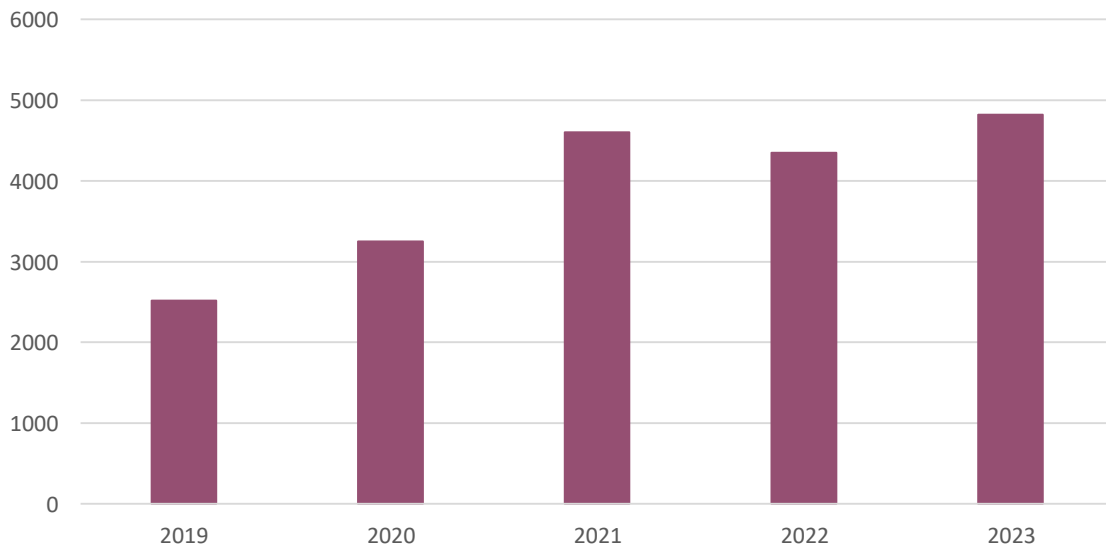


Figure 4.4 shows citation counts for Division of Oncology faculty. Division publications were cited **4,821** times in 2023.

Figure 4.4: Division of Oncology Annual Citation Count



This report included **38** research-active faculty from the Division of Oncology.

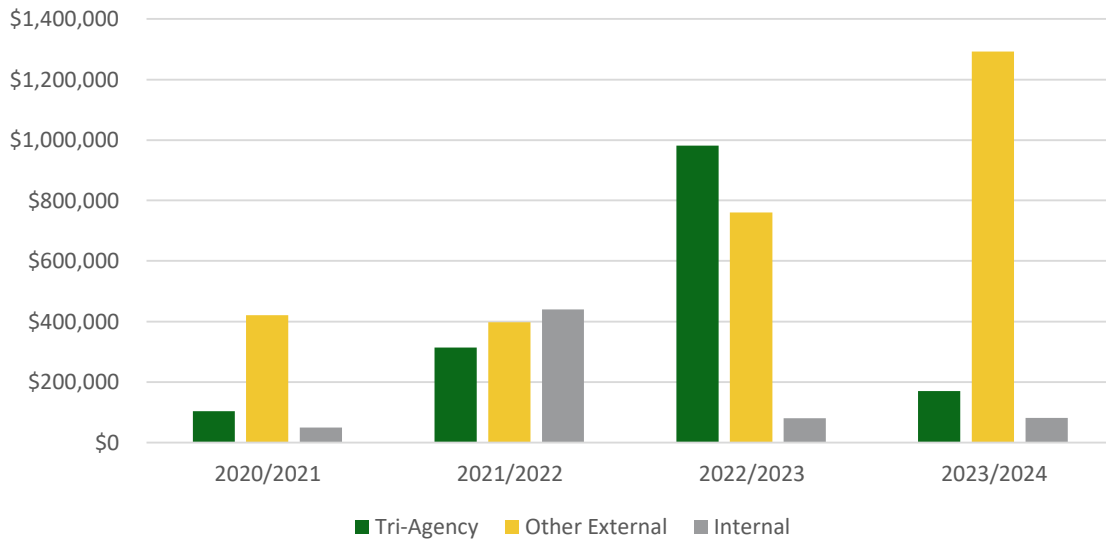
0 faculty members in the division were identified to have College of Medicine funded research time, amounting to a total of **0** research FTE allocated to the department.

5. Department of Pediatrics

5.1 Research Funding

In the 2023/2024 fiscal year, Department of Pediatrics researchers were granted a total of **\$1,544,900**.

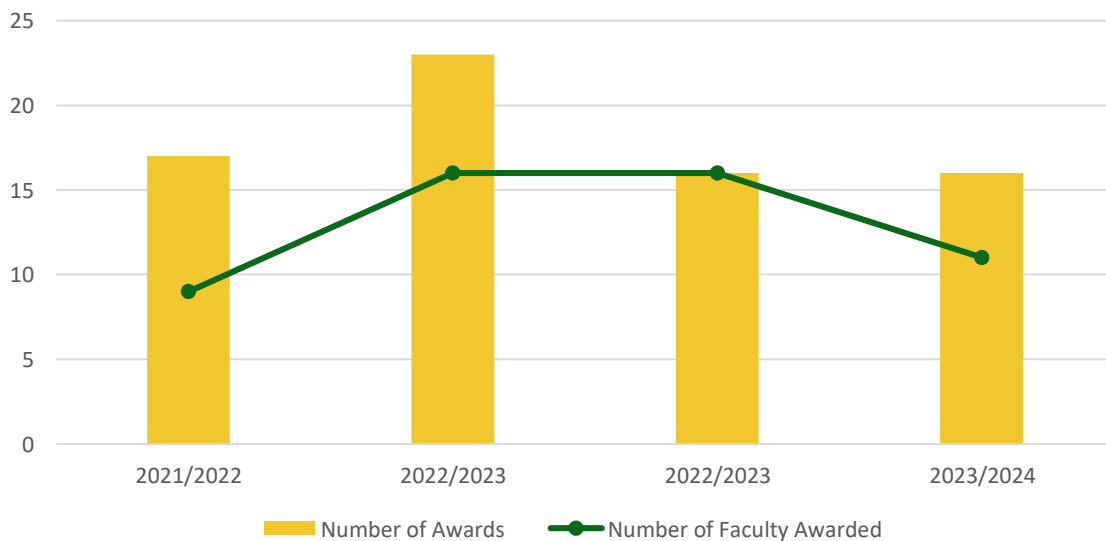
Figure 5.1: Department of Pediatrics Research Funding



5.2 Research Projects Awarded

In 2023/2024 Department of Pediatrics faculty were granted **16** awards, received by **11** individual award recipients.

Figure 5.2: Department of Pediatrics Research Projects Awarded



5.3 Publications & Citations

The Department of Pediatrics produced **37** publications in 2023.

Figure 5.3: Department of Pediatrics Annual Publication Count

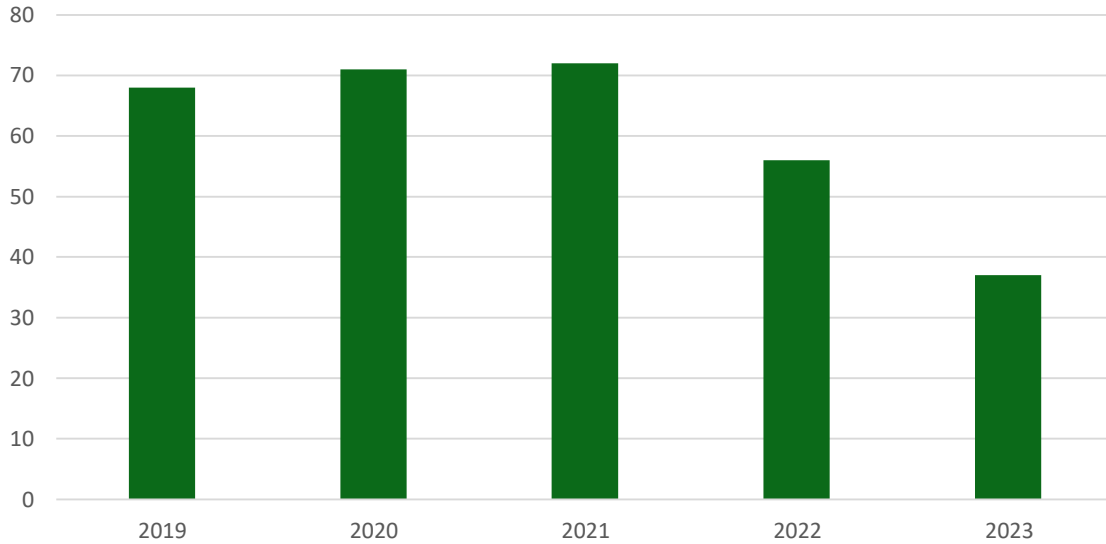
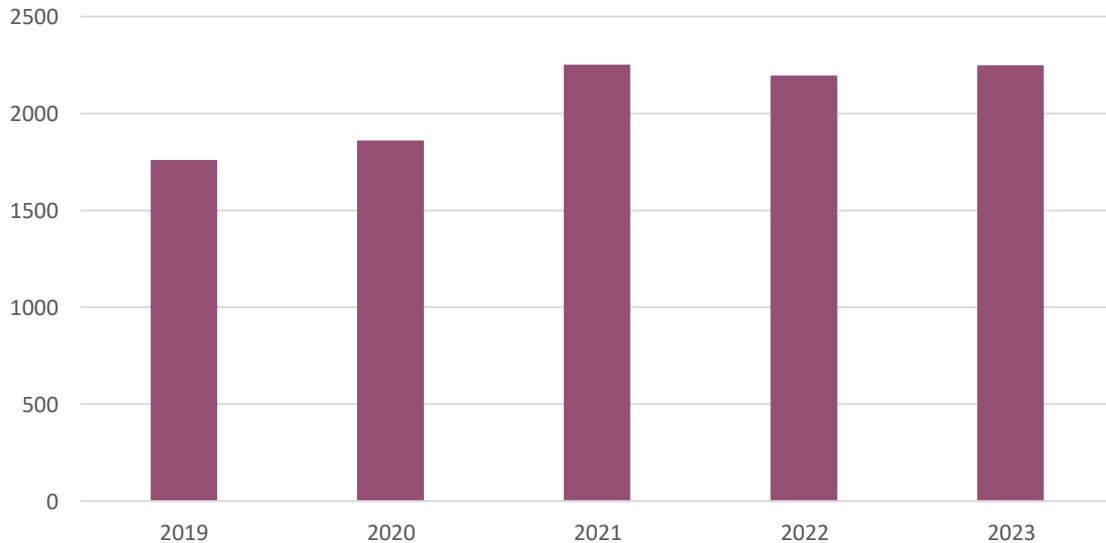


Figure 5.4 shows citation counts for Department of Pediatrics faculty. Department publications were cited **2,244** times in 2023.

Figure 5.4: Department of Pediatrics Annual Citation Count



This report included **36** research-active faculty from the Department of Pediatrics.

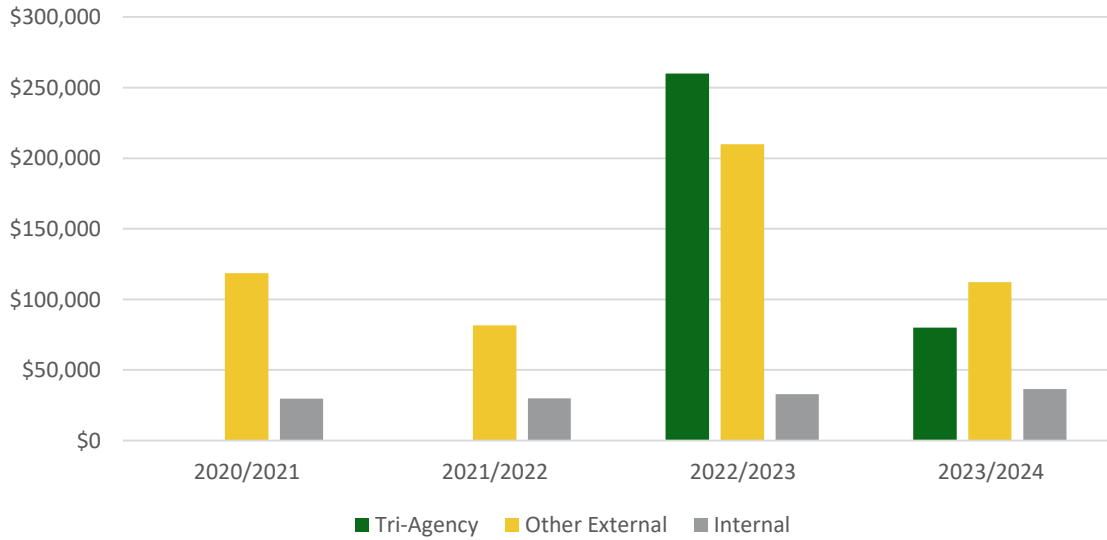
22 faculty members in the department were identified to have protected research time, amounting to a total of **4.17** research FTE allocated to the department.

6. Department of Academic Family Medicine

6.1 Research Funding

In the 2023/2024 fiscal year, Department of Academic Family Medicine researchers were granted a total of \$228,521.

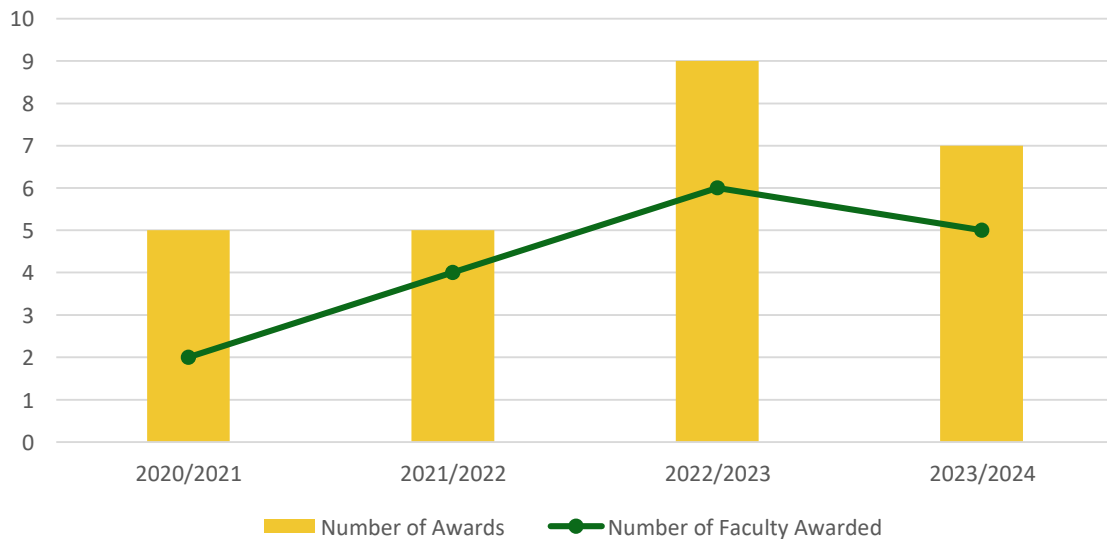
Figure 6.1: Department of Academic Family Medicine Research Funding



6.2 Research Projects Awarded

Department of Academic Family Medicine faculty were granted 7 awards in 2023/2024, received by 5 individual awardees.

Figure 6.2: Department of Academic Family Medicine Research Projects Awarded



6.3 Publications & Citations

Faculty within the department produced **45** publications in 2023.

Figure 6.3: Department of Academic Family Medicine Annual Publication Count

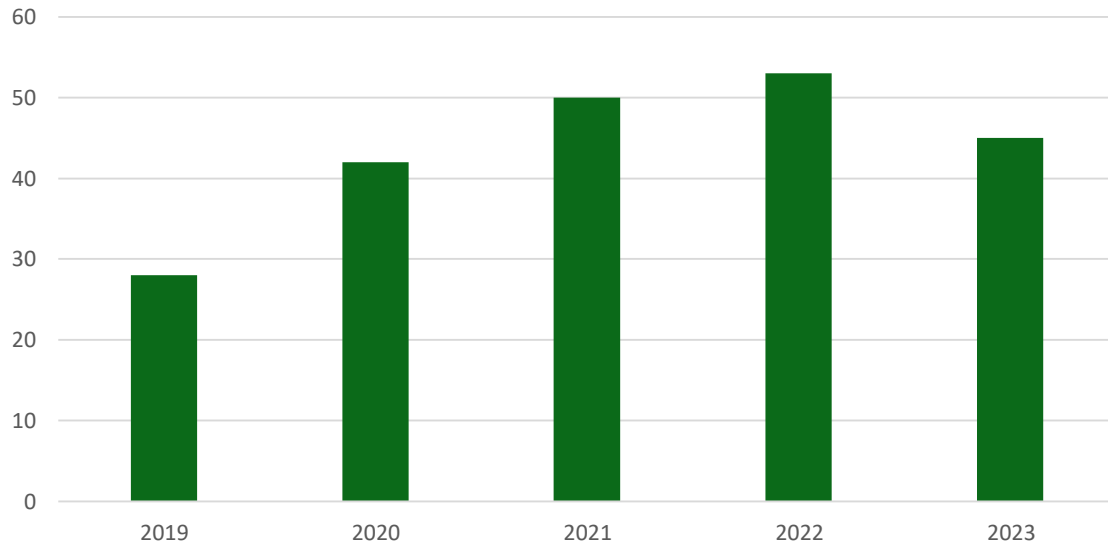
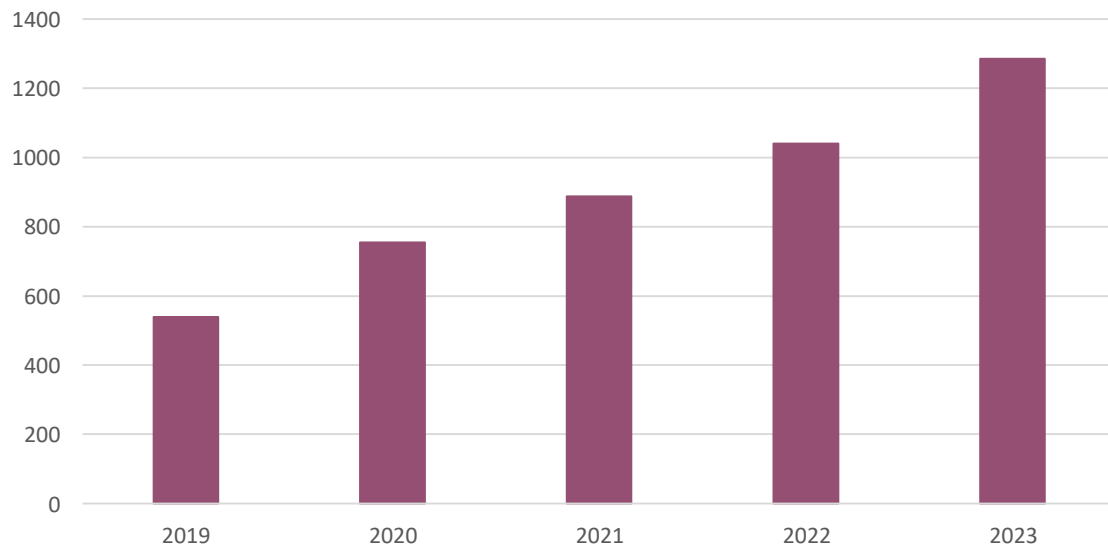


Figure 6.4 shows citation counts for Department of Academic Family Medicine faculty. Department publications were cited **1,285** times in 2023.

6.4: Department of Academic Family Medicine Annual Citation Count



This report included **34** research-active faculty from the Department of Academic Family Medicine.

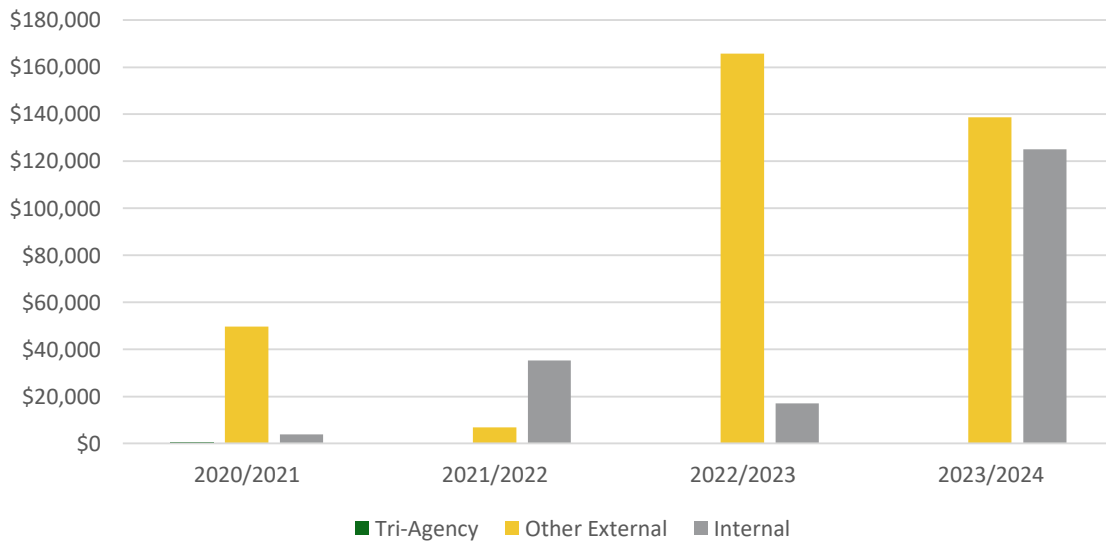
3 faculty members in the department were identified to have protected research time, amounting to a total of **0.75** research FTE allocated to the department.

7. Department of Anesthesiology, Perioperative Medicine and Pain Management

7.1 Research Funding

In the 2023/2024 fiscal year, the department saw an increase in awarded dollars. Department researchers were granted a total of **\$263,656**.

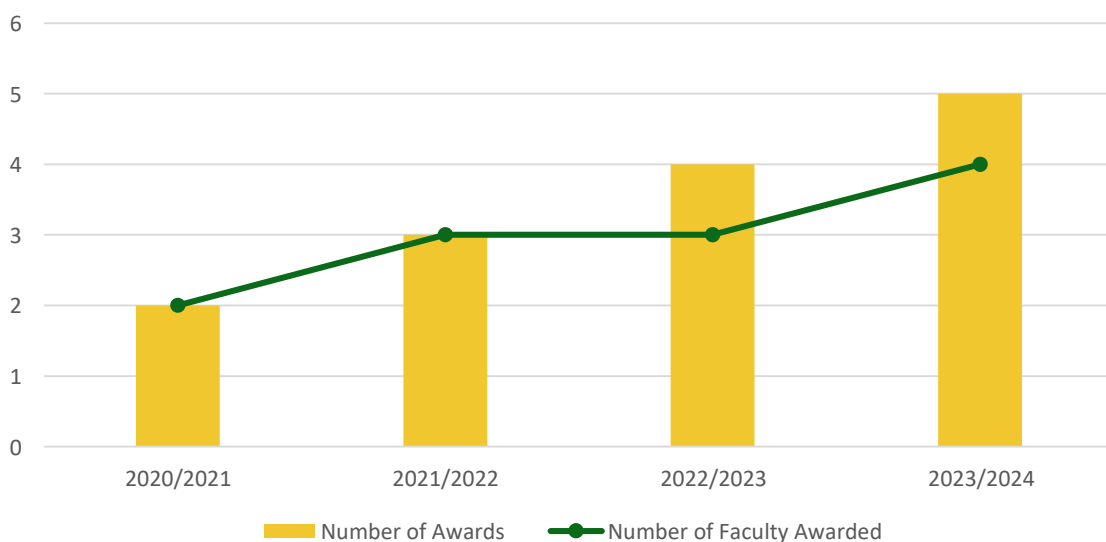
Figure 7.1: Department of Anesthesiology, Perioperative Medicine and Pain Management Research Funding



7.2 Research Projects Awarded

Department of Anesthesiology, Perioperative Medicine and Pain Management researchers were granted a total of **5** new awards, received by **4** individual award recipients.

Figure 7.2: Department of Anesthesiology, Perioperative Medicine and Pain Management Research Projects Awarded



7.3 Publications & Citations

Faculty within the department produced **27** publications in 2023.

Figure 7.3: Department of Anesthesiology, Perioperative Medicine and Pain Management Annual Publication Count

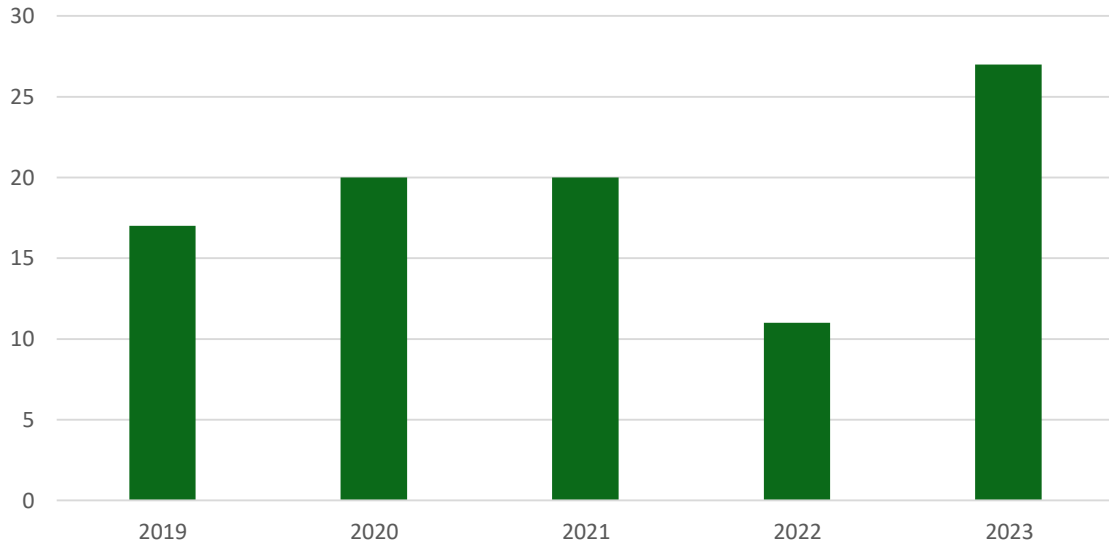
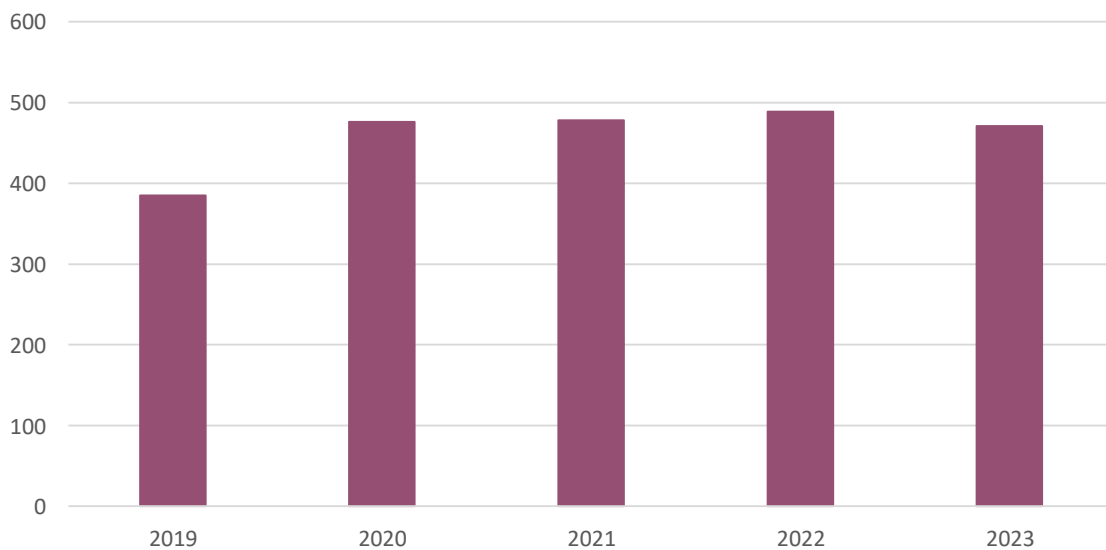


Figure 7.4 shows citation counts for Department of Anesthesiology, Perioperative Medicine and Pain Management faculty. Department publications were cited **471** times in 2023.

Figure 7.4 Department of Anesthesiology, Perioperative Medicine and Pain Management Annual Citation Count



This report included **31** research-active faculty from the Department of Anesthesiology, Perioperative Medicine and Pain Management.

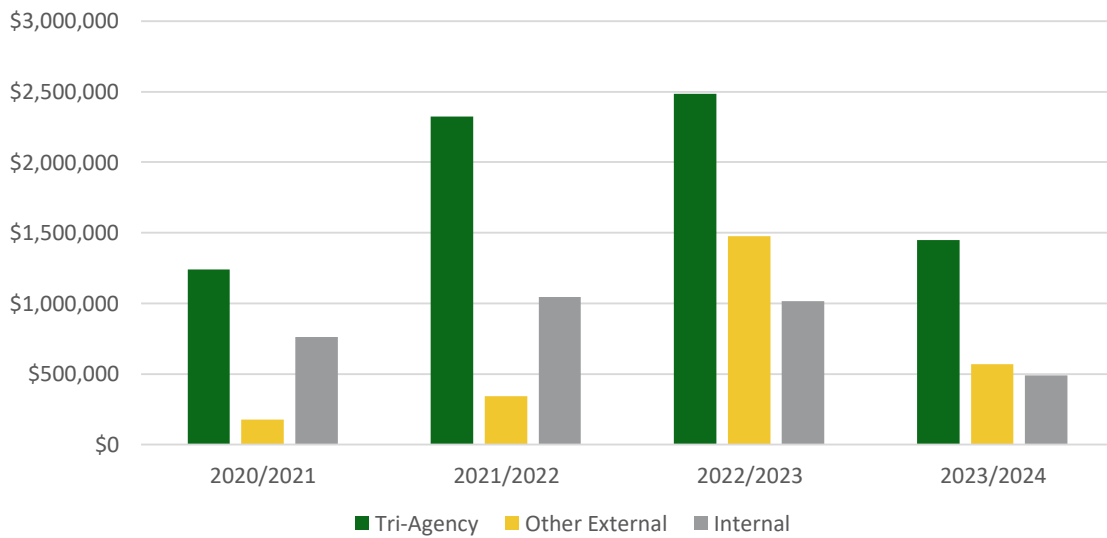
3 faculty members in the department were identified to have protected research time, amounting to a total of **1.30** research FTE allocated to the department.

8. Department of Biochemistry, Microbiology and Immunology

8.1 Research Funding

In the 2023/2024 fiscal year, the Department of Biochemistry, Microbiology and Immunology saw an increase in awarded dollars. Department researchers were granted a total of **\$2,508,028**.

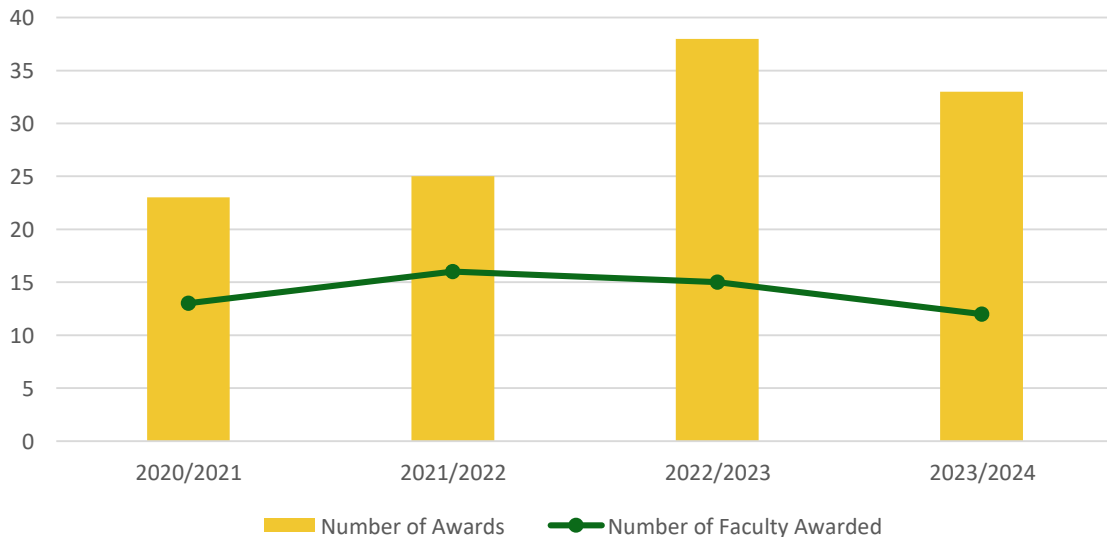
Figure 8.1: Department of Biochemistry, Microbiology and Immunology Research Funding



8.2 Research Projects Awarded

Department of Biochemistry, Microbiology and Immunology faculty were granted **33** awards in 2023/2024, received by **12** awardees.

Figure 8.2: Department of Biochemistry, Microbiology and Immunology Research Projects Awarded



8.3 Publications & Citations

Faculty within the department produced **68** publications in 2023.

Figure 8.3: Department of Biochemistry, Microbiology and Immunology Annual Publication Count

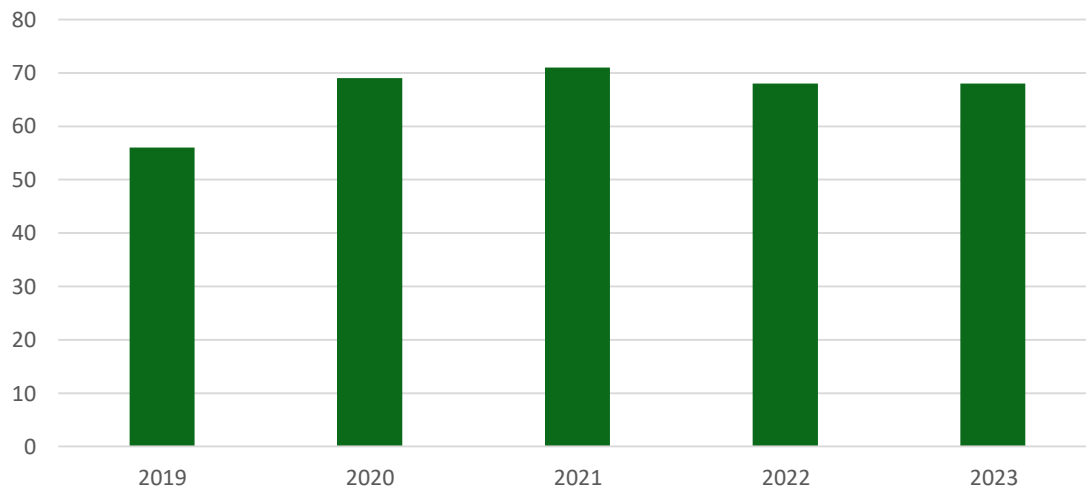


Figure 8.4 shows citation counts for Department of Biochemistry, Microbiology and Immunology faculty. Department publications were cited **6,105** times in 2023.

Figure 8.4: Department of Biochemistry, Microbiology and Immunology Annual Citation Count



This report included **31** research-active faculty from the Department of Biochemistry, Microbiology and Immunology.

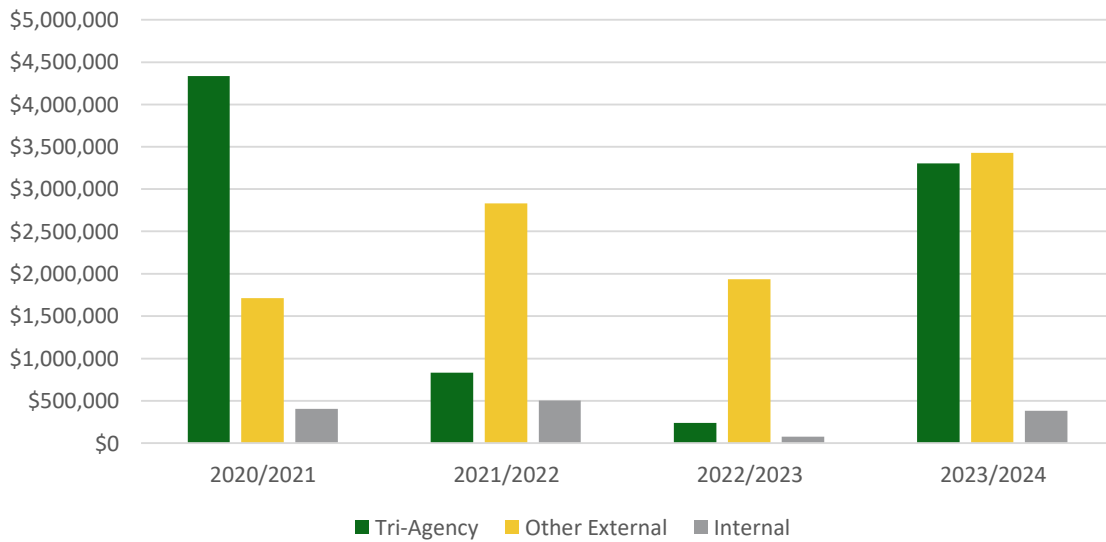
25 faculty members in the department were identified to have protected research time, amounting to a total of **12.85** research FTE allocated to the department.

9. Department of Community Health and Epidemiology

9.1 Research Funding

In the 2023/2024 fiscal year, Department of Community Health and Epidemiology researchers were awarded a total of **\$7,113,767**.

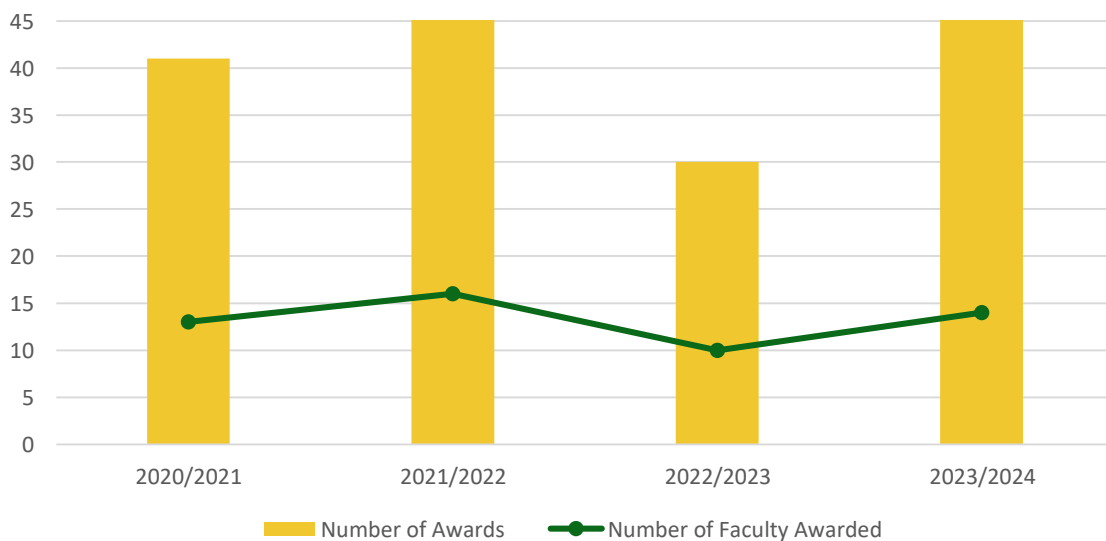
Figure 9.1: Department of Community Health and Epidemiology Research Funding



9.2 Research Projects Awarded

Researchers in the Department of Community Health and Epidemiology were granted **48** awards in 2023/2024, received by **14** individual awardees.

Figure 9.2: Department of Community Health and Epidemiology Research Projects Awarded



9.3 Publications & Citations

Faculty within the department produced **116** publications in 2023.

Figure 9.3: Department of Community Health and Epidemiology Annual Publication Count

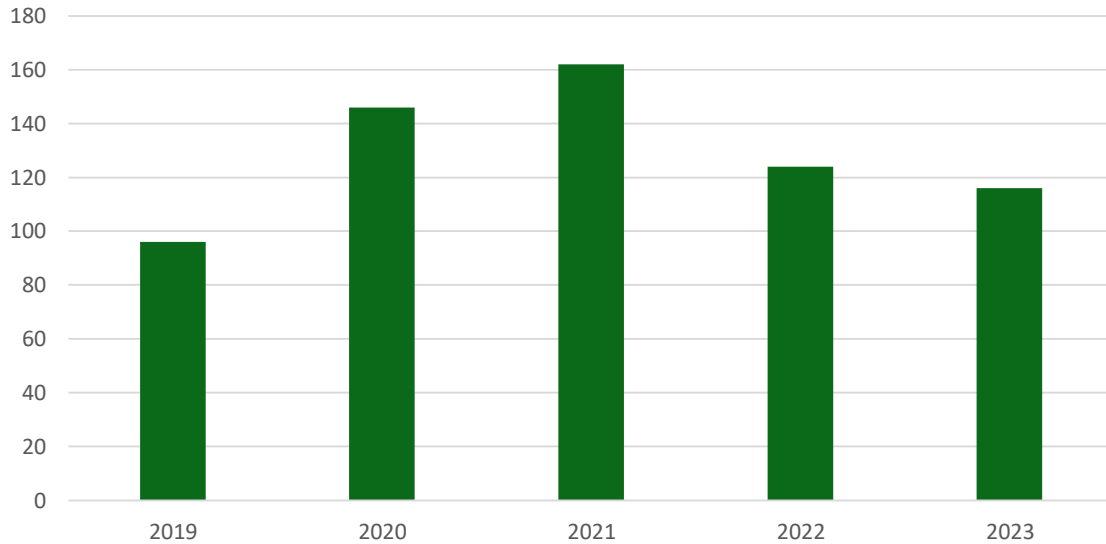
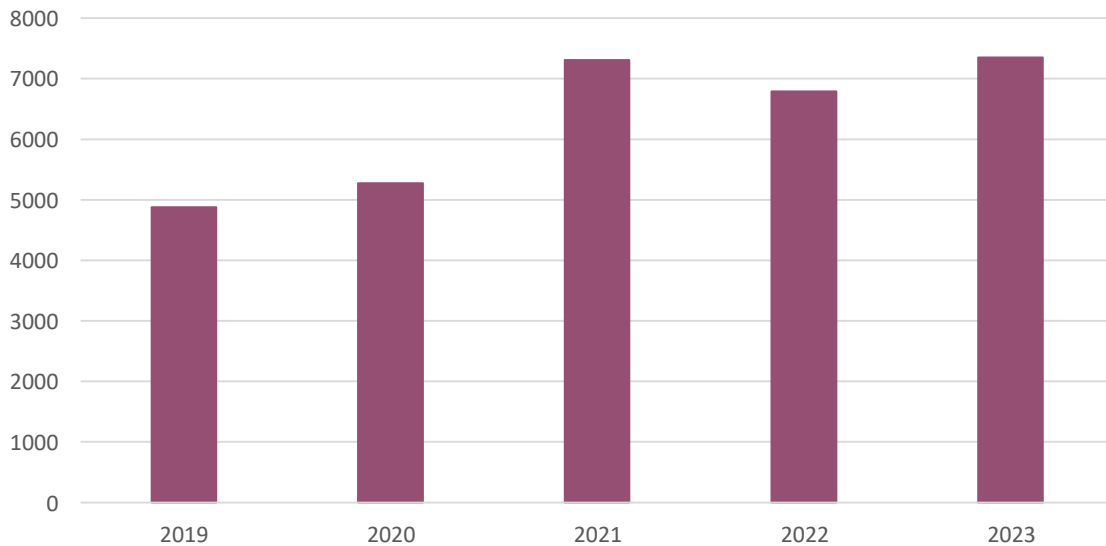


Figure 9.4 shows citation counts for Department of Community Health and Epidemiology faculty. Department publications were cited **7,348** times in 2023.

Figure 9.4: Department of Community Health and Epidemiology Annual Citation Count



This report included **30** research-active faculty from the Department of Community Health and Epidemiology.

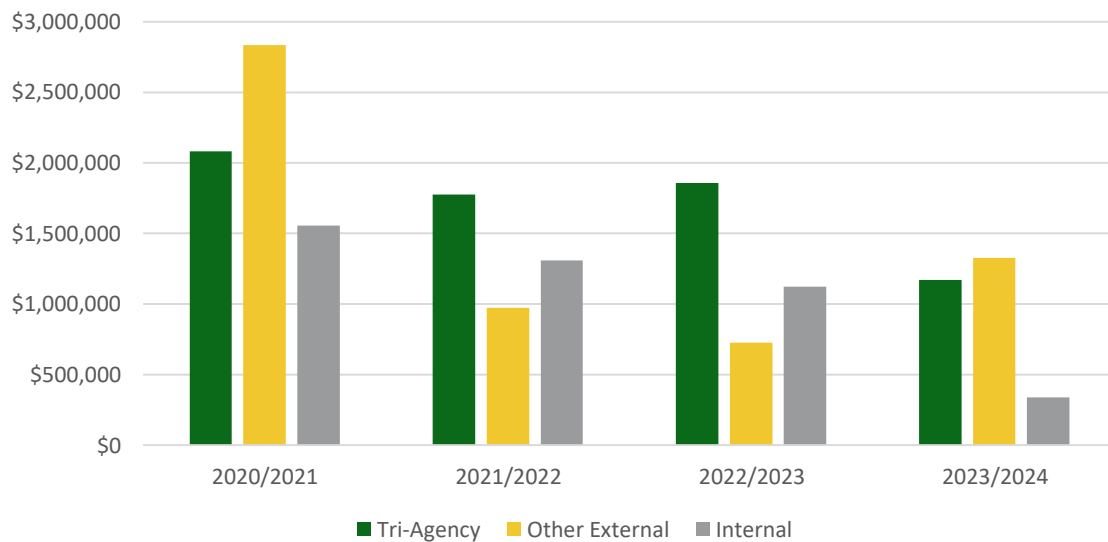
16 faculty members in the department were identified to have protected research time, amounting to a total of **6.21** research FTE allocated to the department.

10. Department of Anatomy, Physiology and Pharmacology

10.1 Research Funding

In the 2023/2024 fiscal year, Department of Anatomy, Physiology and Pharmacology researchers were awarded a total of **\$2,837,859**.

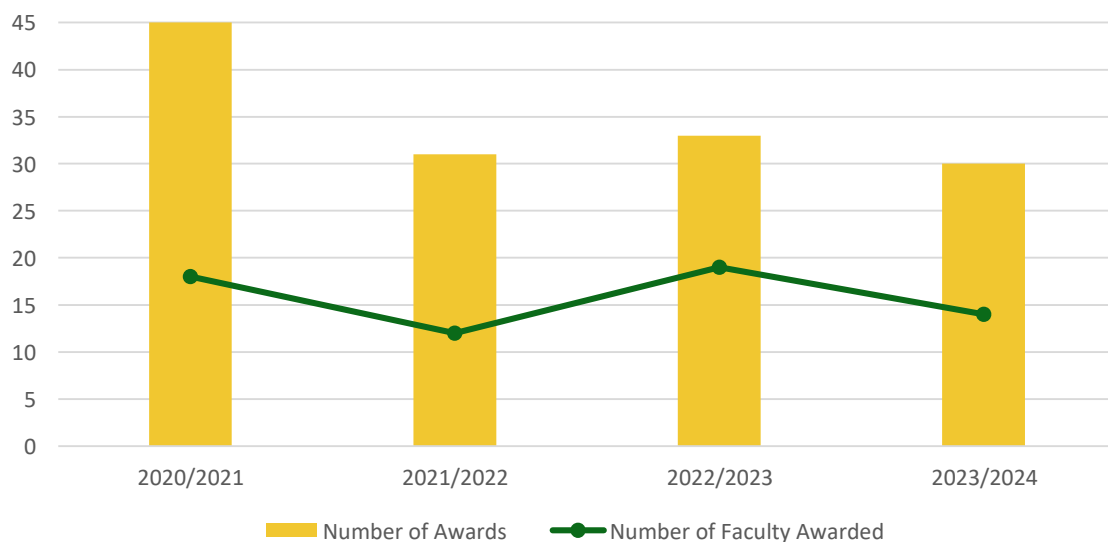
Figure 10.1: Department of Anatomy, Physiology and Pharmacology Research Funding



10.2 Research Projects Awarded

In 2023/2024 Department of Anatomy, Physiology and Pharmacology faculty were granted **30** awards, received by **14** individual award recipients.

Figure 10.2: Department of Anatomy, Physiology and Pharmacology Research Projects



10.3 Publications & Citations

Faculty within the department produced **58** publications in 2023.

Figure 10.3: Department of Anatomy, Physiology and Pharmacology Annual Publication Count

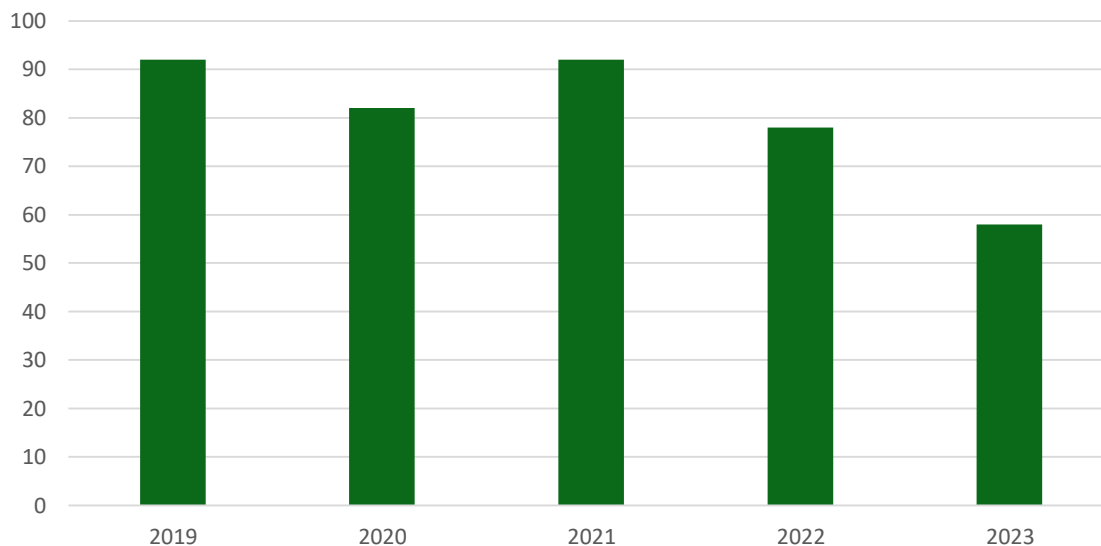
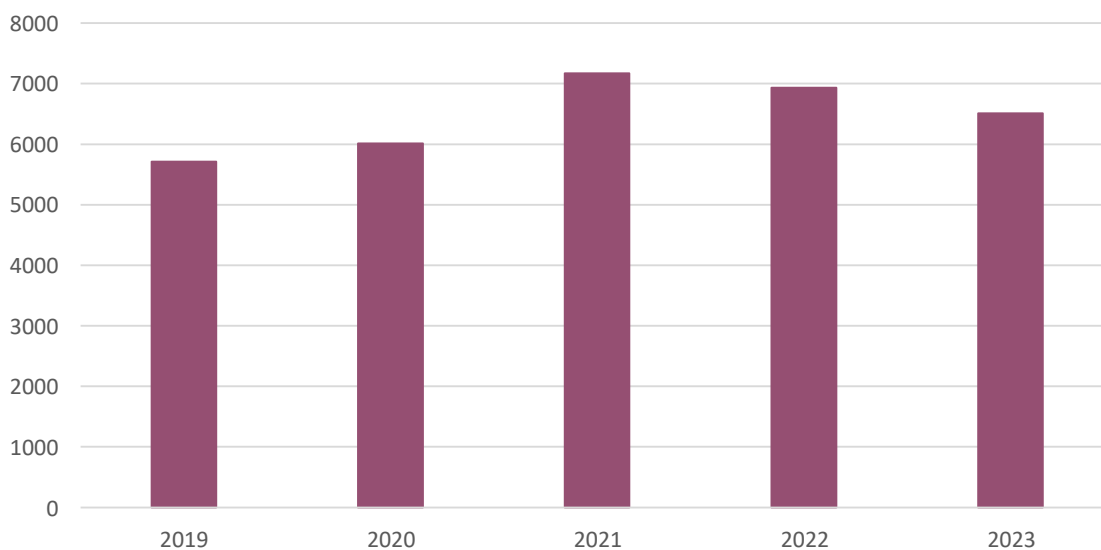


Figure 10.4 shows citation counts for Department of Anatomy, Physiology and Pharmacology faculty. Department publications were cited **6,512** times in 2023.

Figure 10.4: Department of Anatomy, Physiology and Pharmacology Annual Citation Count



This report included **28** research-active faculty from the Department of Anatomy, Physiology and Pharmacology.

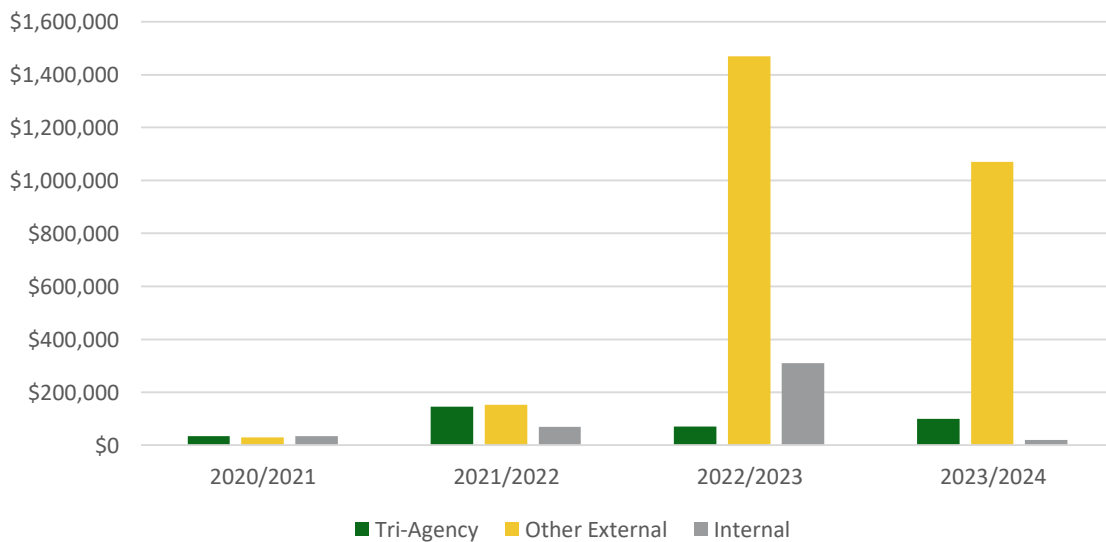
28 faculty members in the department were identified to have protected research time, amounting to a total of **16.35** research FTE allocated to the department.

11. Department of Pathology and Laboratory Medicine

11.1 Research Funding

In the 2023/2024 fiscal year, the Department of Pathology and Laboratory Medicine researchers were granted a total of **\$1,189,616**.

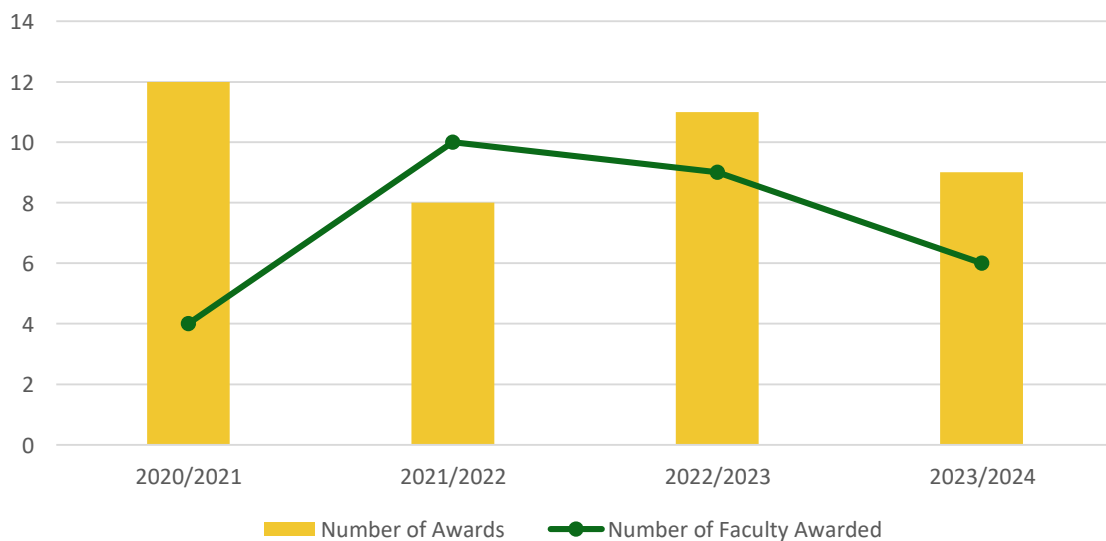
Figure 10.1: Pathology and Laboratory Medicine Research Funding



11.2 Research Projects Awarded

In 2023/2024 Department of Pathology and Laboratory Medicine faculty were granted **9** awards, received by **6** individual award recipients.

Figure 10.2: Department of Pathology and Laboratory Medicine Research Projects Awarded



11.3 Publications & Citations

Faculty within the department produced **51** publications in 2023.

Figure 11.3: Department of Pathology and Laboratory Medicine Annual Publication Count

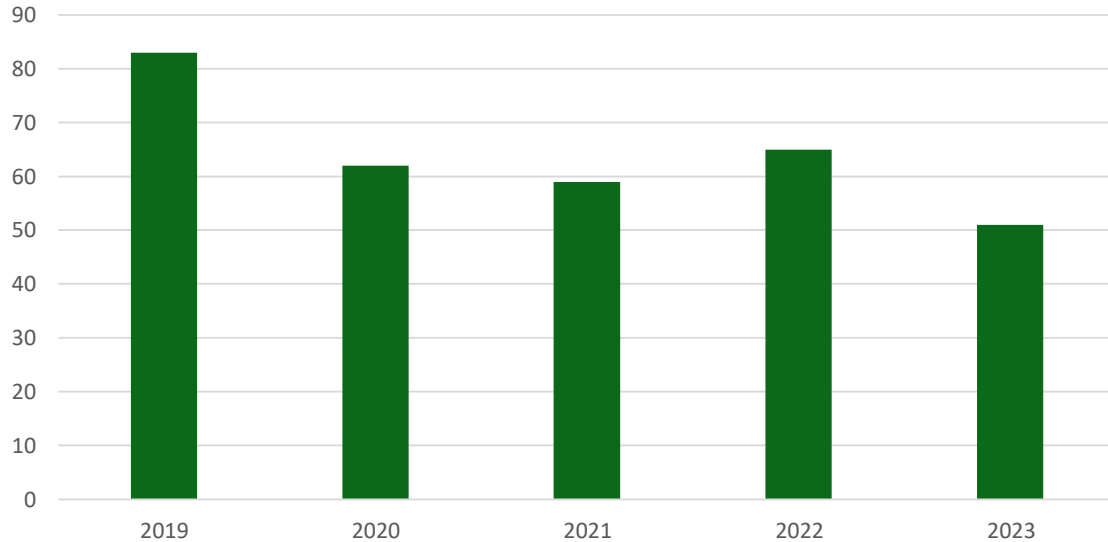
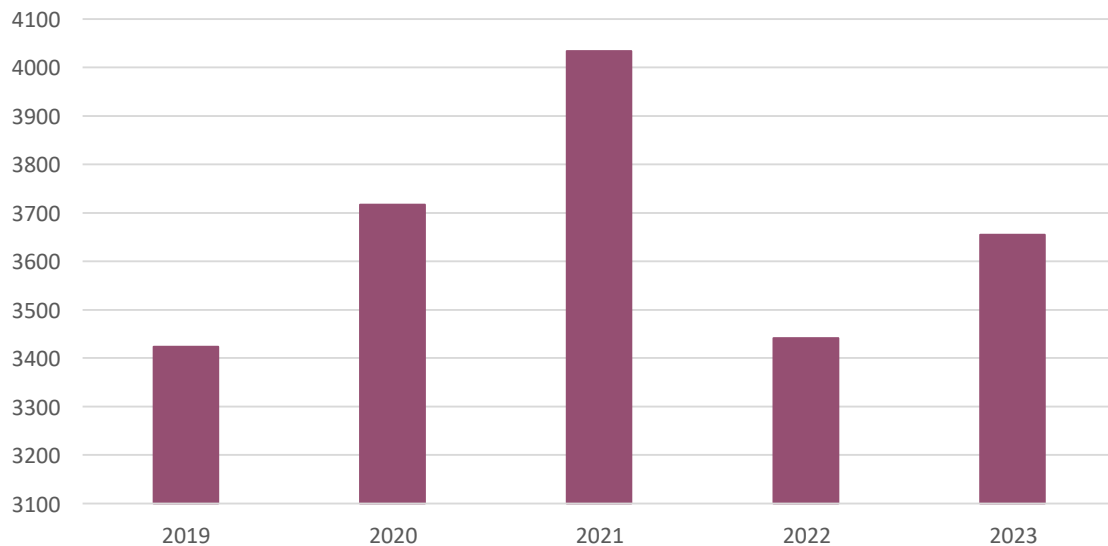


Figure 11.4 shows citation counts for Department of Pathology and Laboratory Medicine faculty. Department publications were cited **3,655** times in 2023.

Figure 11.4: Department of Pathology and Laboratory Medicine Annual Citation Count



This report included **23** research-active faculty from the Department of Pathology and Laboratory Medicine.

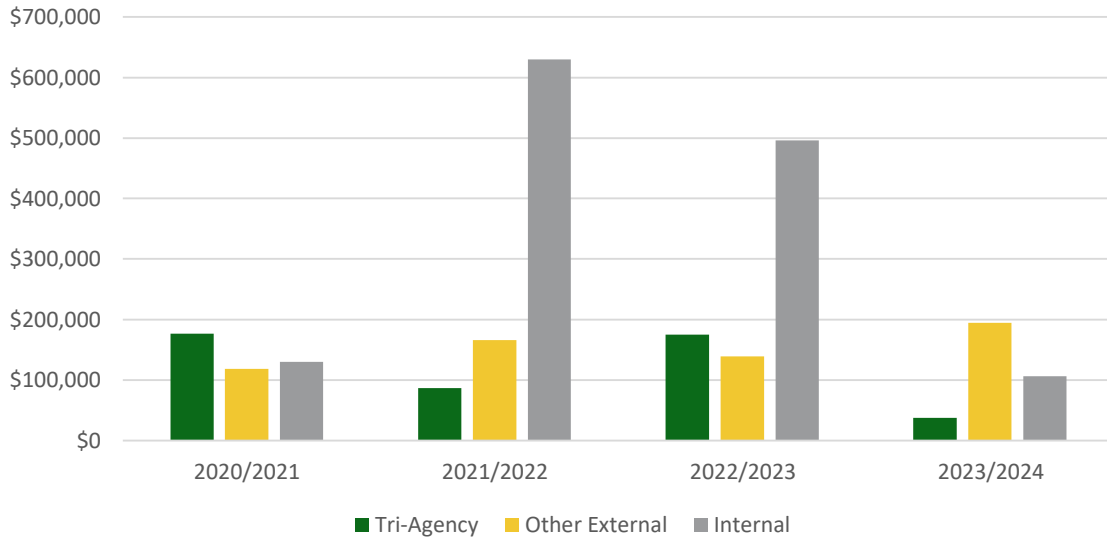
8 faculty members in the department were identified to have protected research time, amounting to a total of **3.49** research FTE allocated to the department.

12. Department of Psychiatry

12.1 Research Funding

In the 2023/2024 fiscal year, Department of Psychiatry researchers were awarded a total of \$338,009.

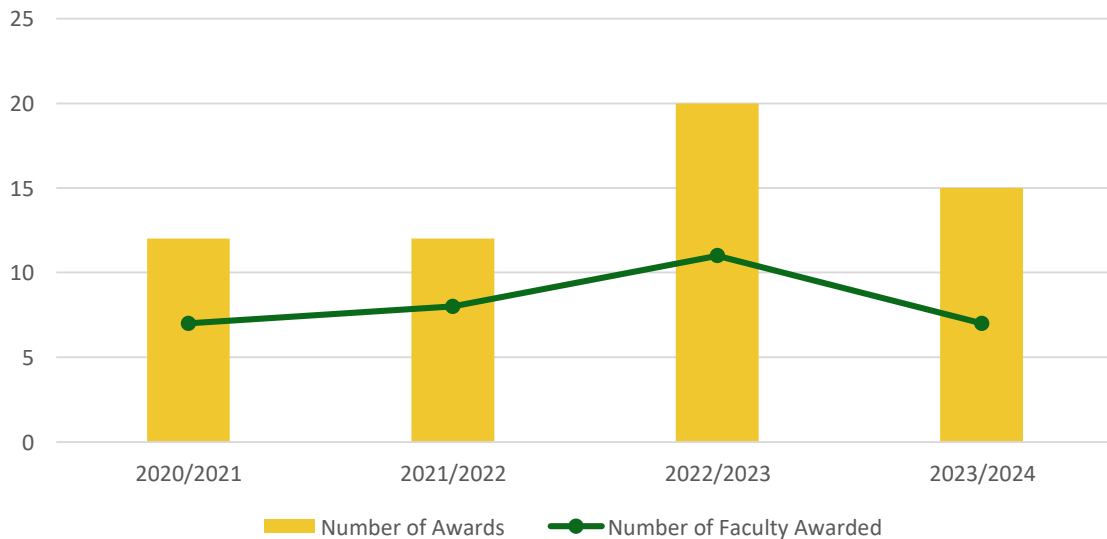
Figure 12.1: Department of Psychiatry Research Funding



12.2 Research Projects Awarded

Department of Psychiatry faculty were granted 15 awards in 2023/2024, received by 7 individual awardees.

Figure 12.2: Department of Psychiatry Research Projects Awarded



12.3 Publications & Citations

Faculty within the department produced **35** publications in 2023.

Figure 12.3: Department of Psychiatry Annual Publication Count

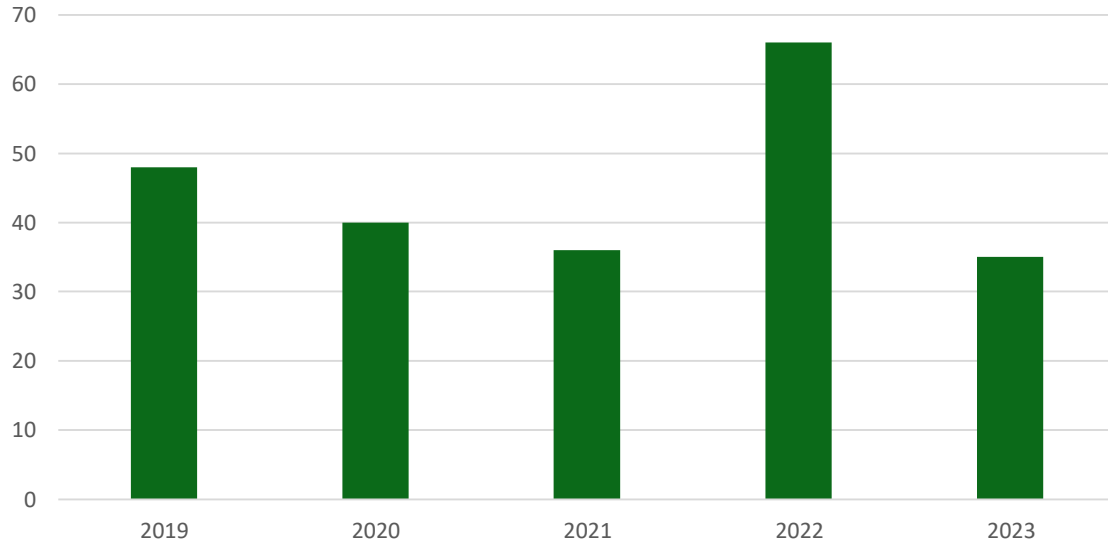
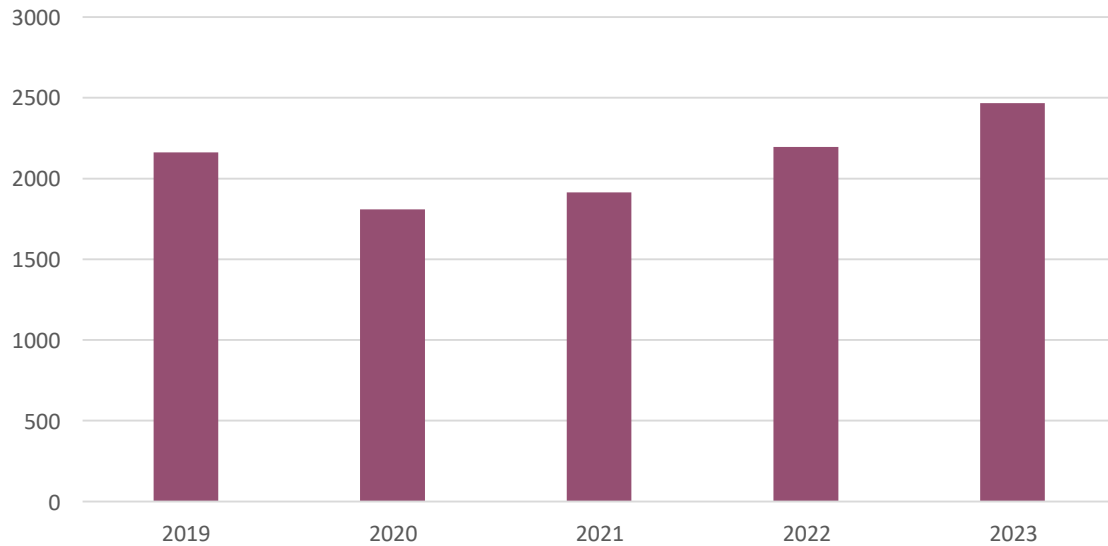


Figure 12.4 shows citation counts for Department of Psychiatry faculty. Department publications were cited **2,467** times in 2023.

Figure 12.4: Department of Psychiatry Annual Citation Count



This report included **20** research-active faculty from the Department of Psychiatry.

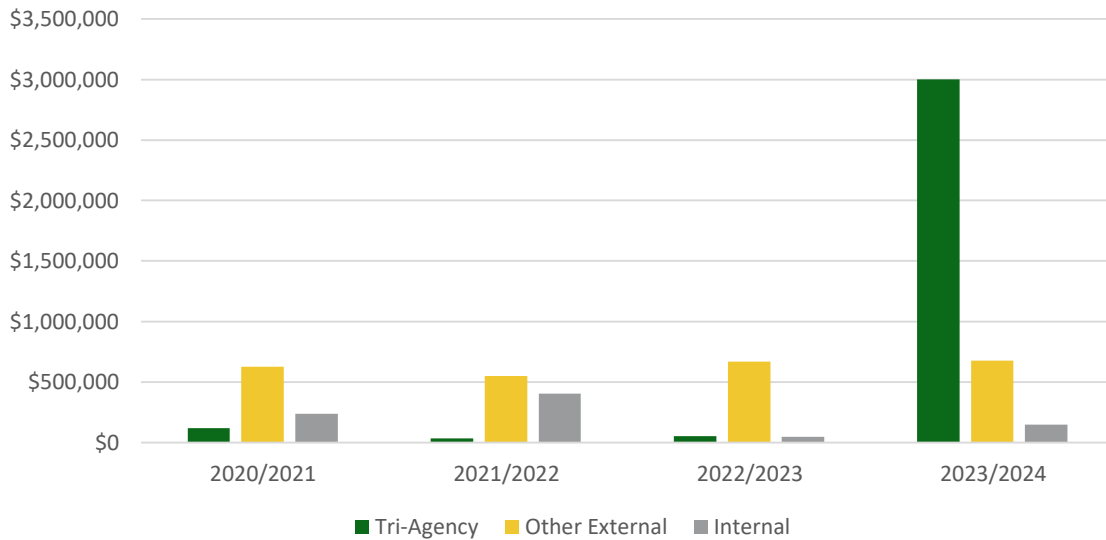
6 faculty members in the department were identified to have protected research time, amounting to a total of **2.10** research FTE allocated to the department.

13. School of Rehabilitation Science

13.1 Research Funding

In the 2023/2024 fiscal year, School of Rehabilitation Science researchers were awarded a total of **\$3,829,447**.

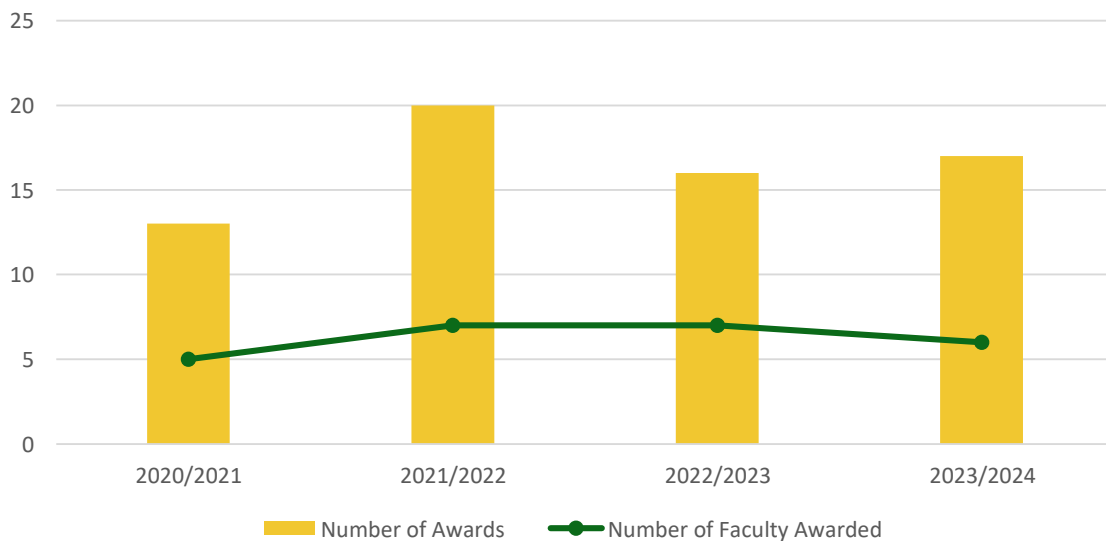
Figure 13.1: School of Rehabilitation Science Research Funding



13.2 Research Projects Awarded

In 2023/2024 Department of School of Rehabilitation Science faculty were granted **17** awards, received by **6** individual award recipients.

Figure 13.2: School of Rehabilitation Science Research Projects Awarded



13.3 Publications & Citations

The School of Rehabilitation Science produced **45** publications in 2023.

Figure 13.3: School of Rehabilitation Science Annual Publication Count

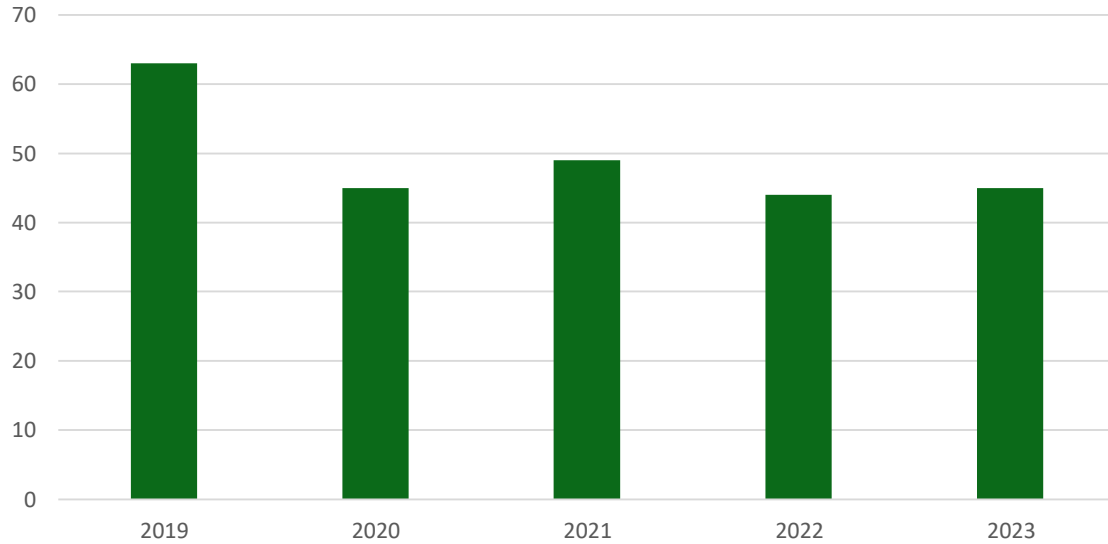
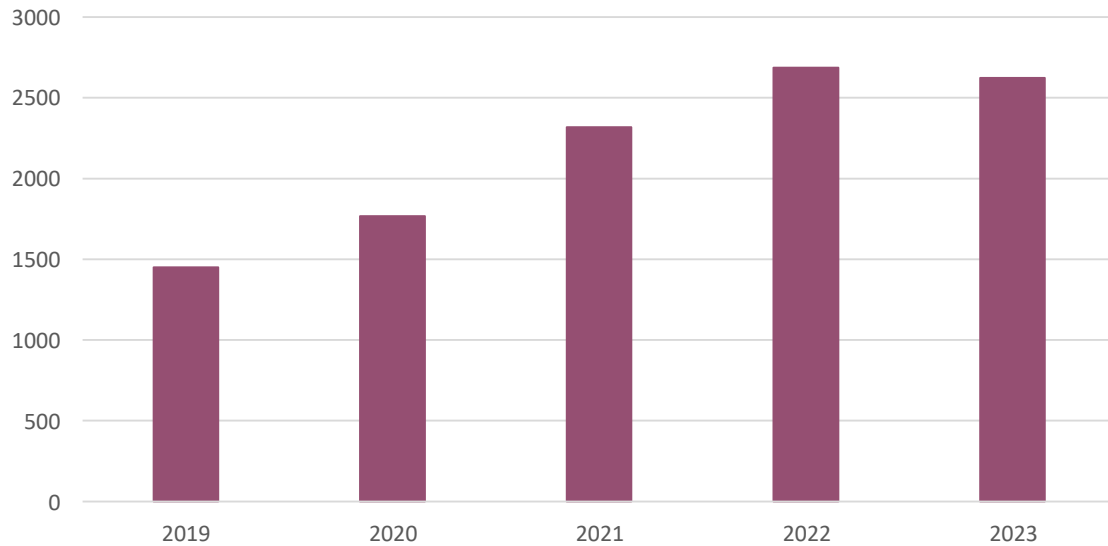


Figure 13.4 shows citation counts for School of Rehabilitation Science faculty. School publications were cited **2,624** times in 2023.

Figure 13.4: School of Rehabilitation Science Annual Citation Count



This report included **15** research-active faculty from the School of Rehabilitation Science.

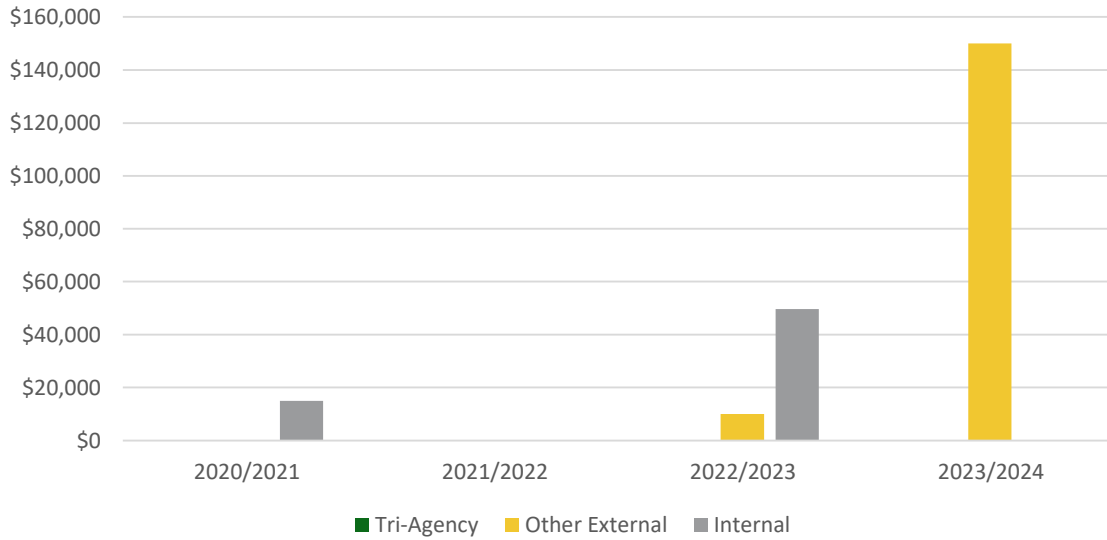
6 faculty members in the school were identified to have protected research time, amounting to a total of **3.0** research FTE allocated to the department.

14. Department of Obstetrics and Gynecology

14.1 Research Funding

In the 2023/2024 fiscal year, Department of Obstetrics and Gynecology researchers were awarded \$150,000.

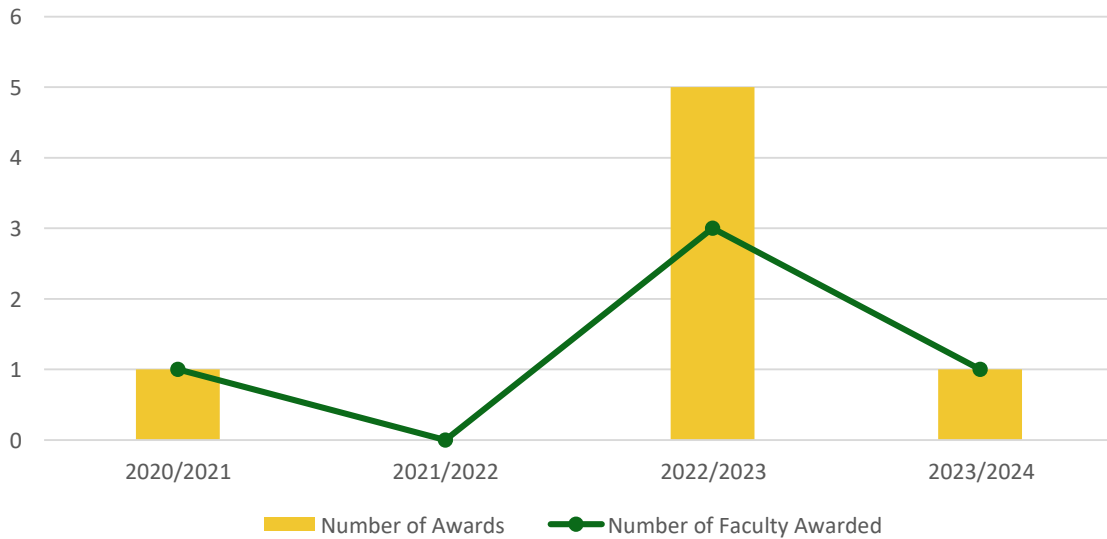
Figure 14.1: Department of Obstetrics and Gynecology Research Funding



14.2 Research Projects Awarded

Department of Obstetrics and Gynecology faculty were granted 1 award in 2023/2024, received by 1 individual awardee in 2023/2024.

Figure 14.2: Department of Obstetrics and Gynecology Research Projects Awarded



14.3 Publications & Citations

Faculty within the department produced **14** publications in 2023.

Figure 14.3: Department of Obstetrics and Gynecology Annual Publication Count

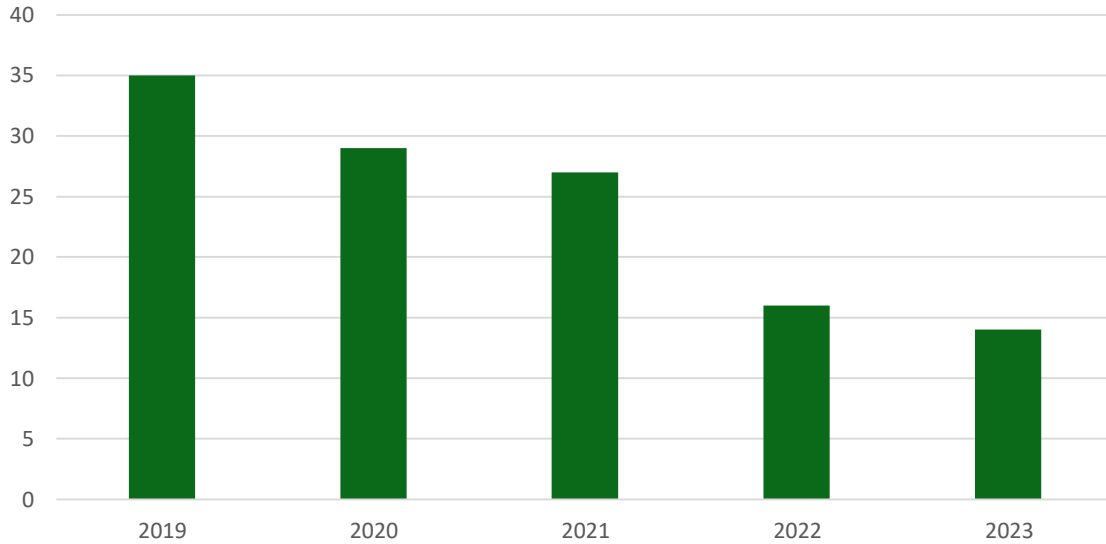
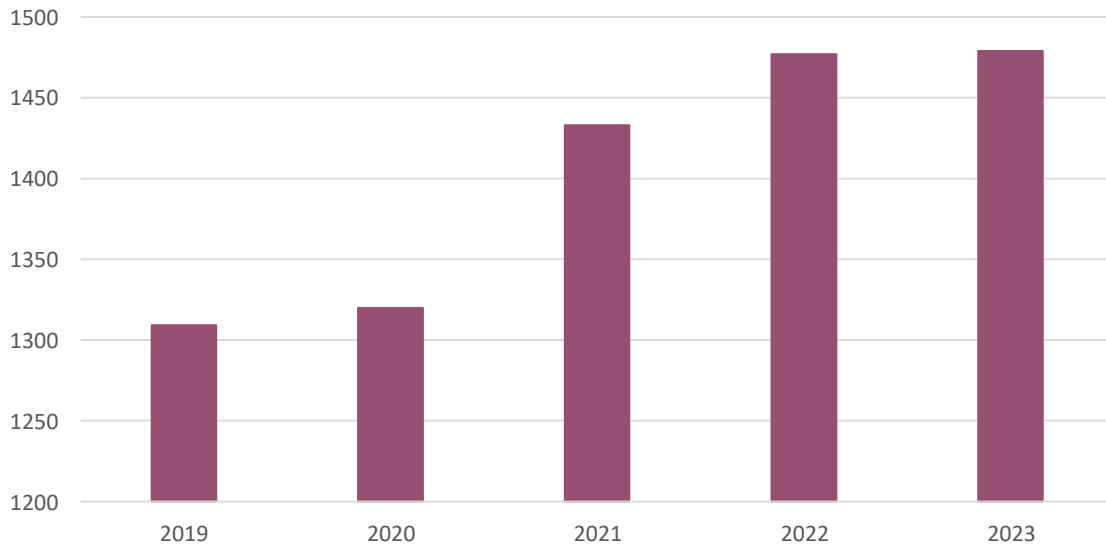


Figure 14.4 shows citation counts for Department of Obstetrics and Gynecology faculty. Department publications were cited **1,479** times in 2023.

Figure 14.4: Department of Obstetrics and Gynecology Annual Citation Count



This report included **15** research-active faculty from the Department of Obstetrics and Gynecology.

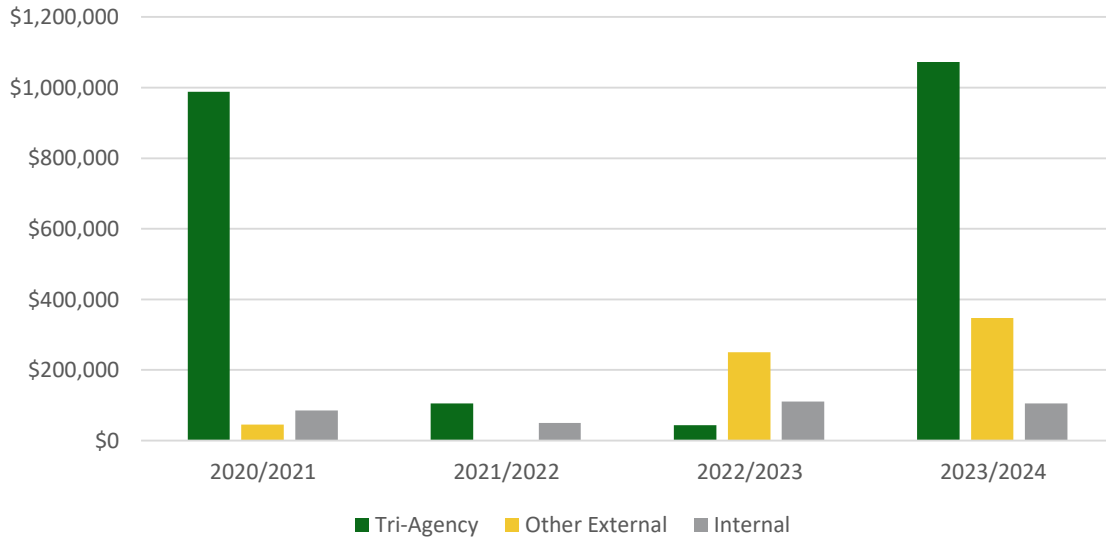
2 faculty members in the department were identified to have protected research time, amounting to a total of **0.95** research FTE allocated to the department.

15. Department of Medical Imaging

15.1 Research Funding

In the 2023/2024 fiscal year, Department of Medical Imaging researchers were awarded a total of \$1,524,975.

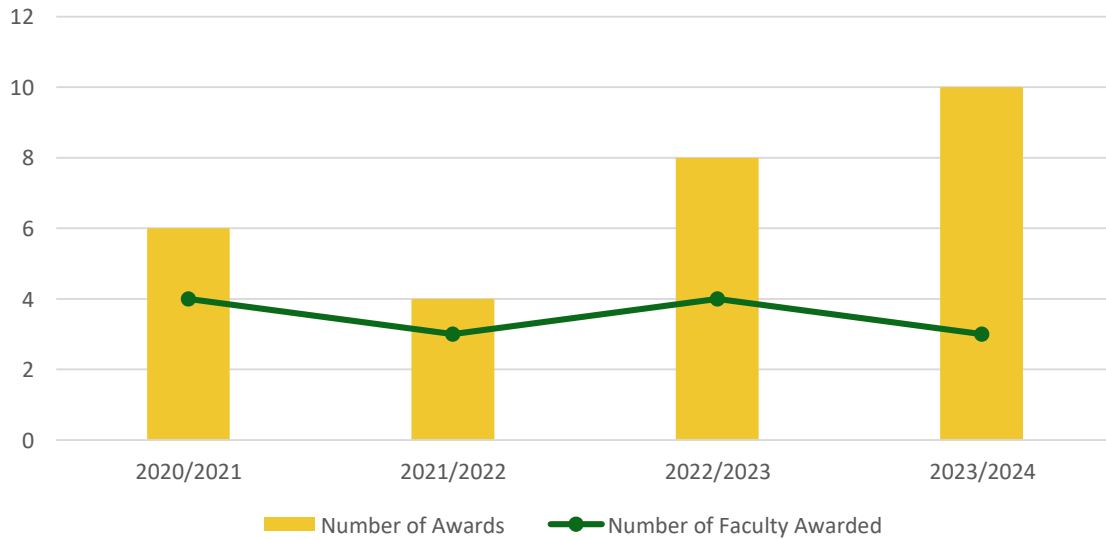
Figure 15.1: Department of Medical Imaging Research Funding



15.2 Research Projects Awarded

In 2023/2024 Department of Medical Imaging faculty were granted 10 awards, received by 3 awardees.

Figure 15.2: Department of Medical Imaging Research Projects Awarded



15.3 Publications & Citations

Faculty within the department produced **37** publications in 2023.

Figure 15.3: Department of Medical Imaging Annual Publication Count

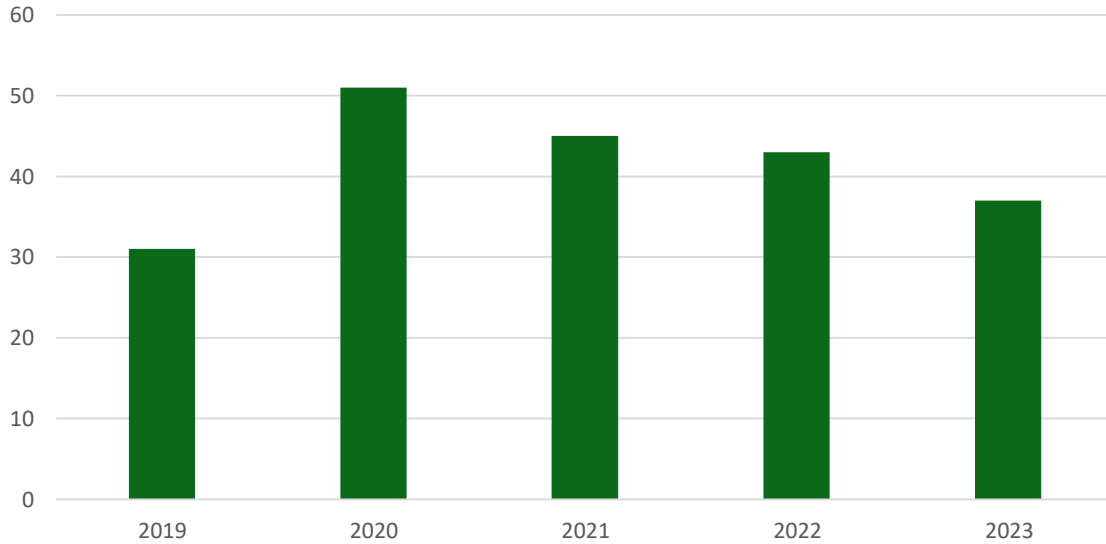
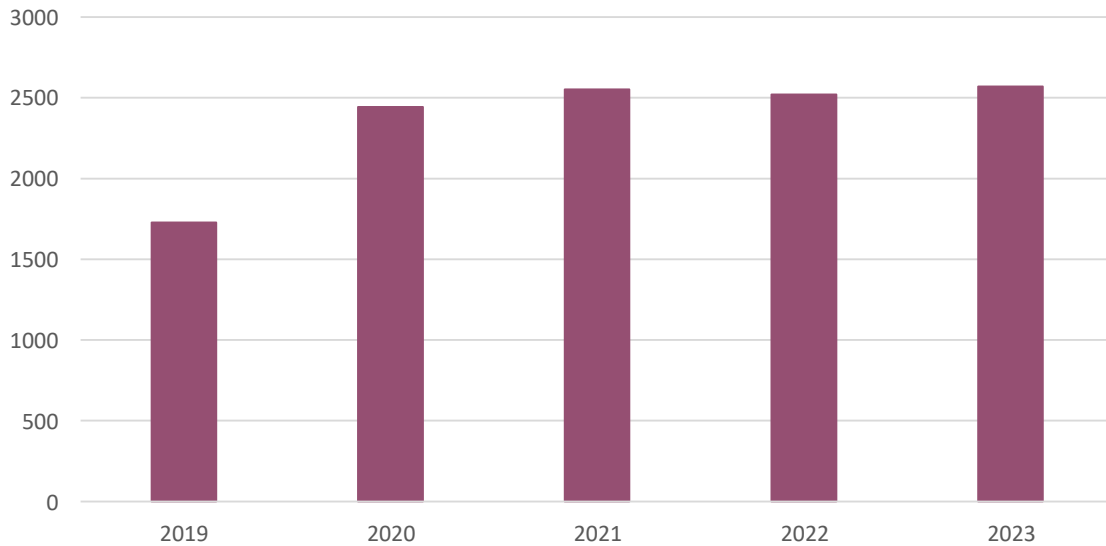


Figure 15.4 shows citation counts for Department of Medical Imaging faculty. Department publications were cited **2,569** times in 2023.

Figure 15.4: Department of Medical Imaging Annual Citation Count



This report included **13** research-active faculty from the Department of Medical Imaging.

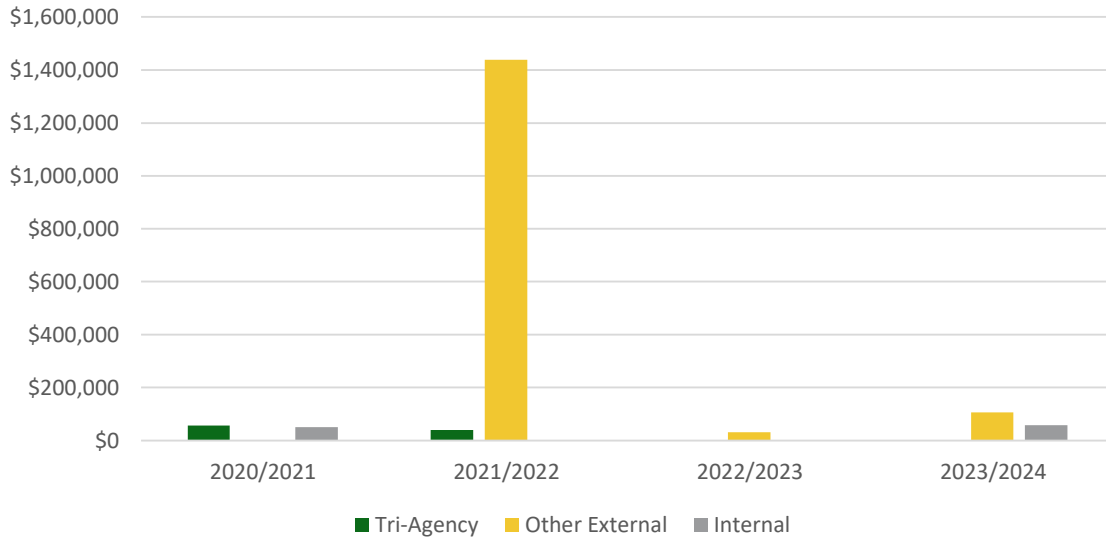
4 faculty members in the department were identified to have protected research time, amounting to a total of **1.45** research FTE allocated to the department.

16. Department of Emergency Medicine

16.1 Research Funding

In the 2023/2024 fiscal year, Department of Emergency Medicine researchers were awarded a total of **\$163,246**.

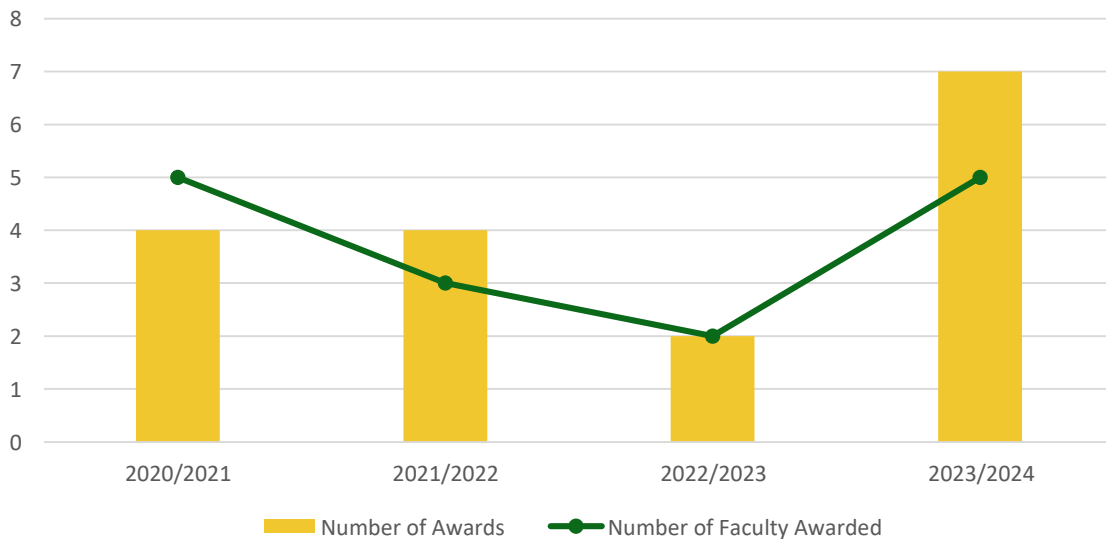
Figure 16.1: Department of Emergency Medicine Research Funding



16.2 Research Projects Awarded

In 2023/2024 Department of Emergency Medicine faculty were granted **7** awards, received by **5** unique faculty members.

Figure 16.2: Department of Emergency Medicine Research Projects Awarded



16.3 Publications & Citations

Faculty within the department produced **53** publications in 2023.

Figure 16.3: Department of Emergency Medicine Annual Publication Count

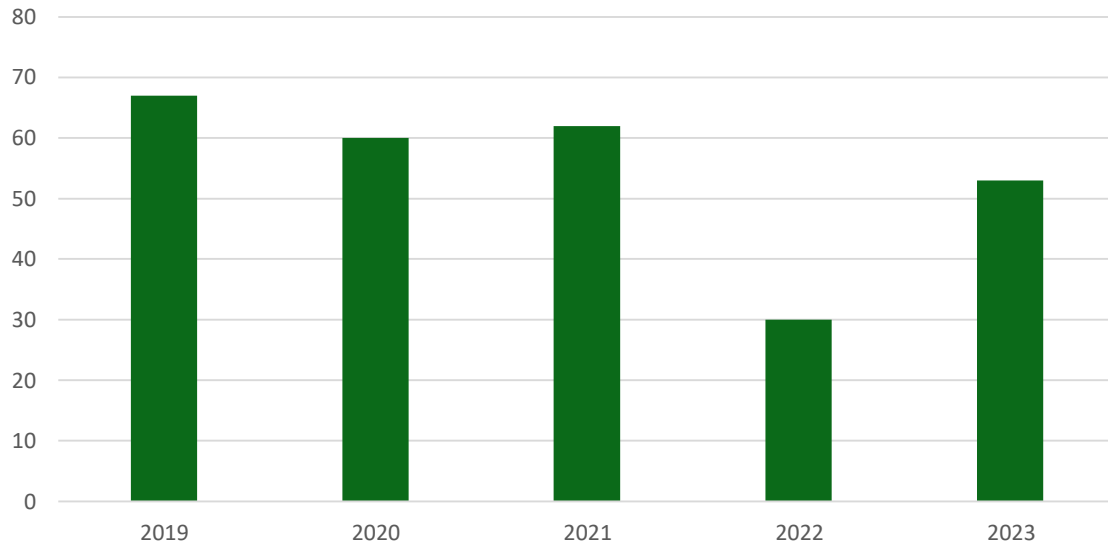
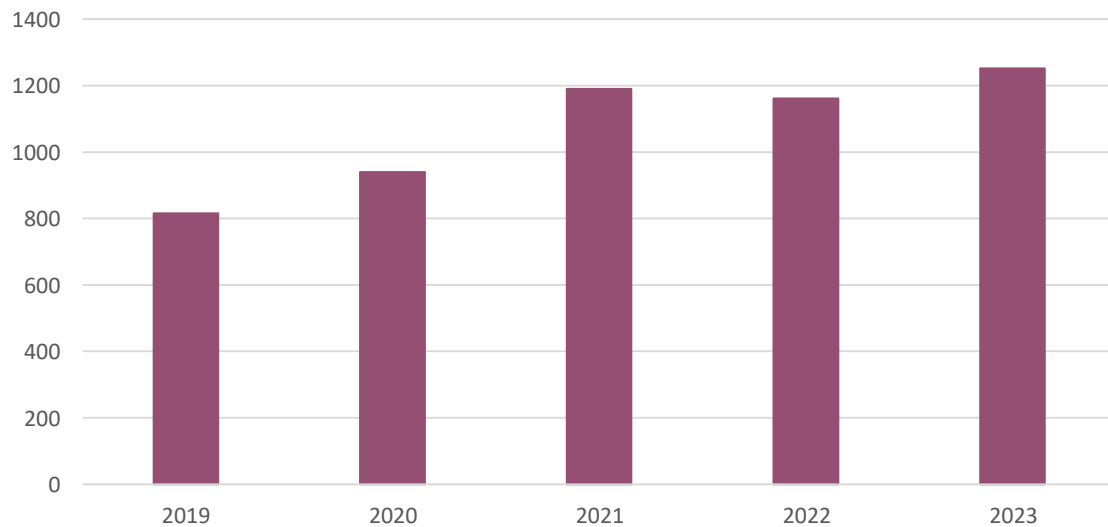


Figure 16.4 shows citation counts for Department of Emergency Medicine faculty. Department publications were cited **1,252** times in 2023.

Figure 16.4: Department of Emergency Medicine Annual Citation Count



This report included **13** research-active faculty from the Department Emergency Medicine.

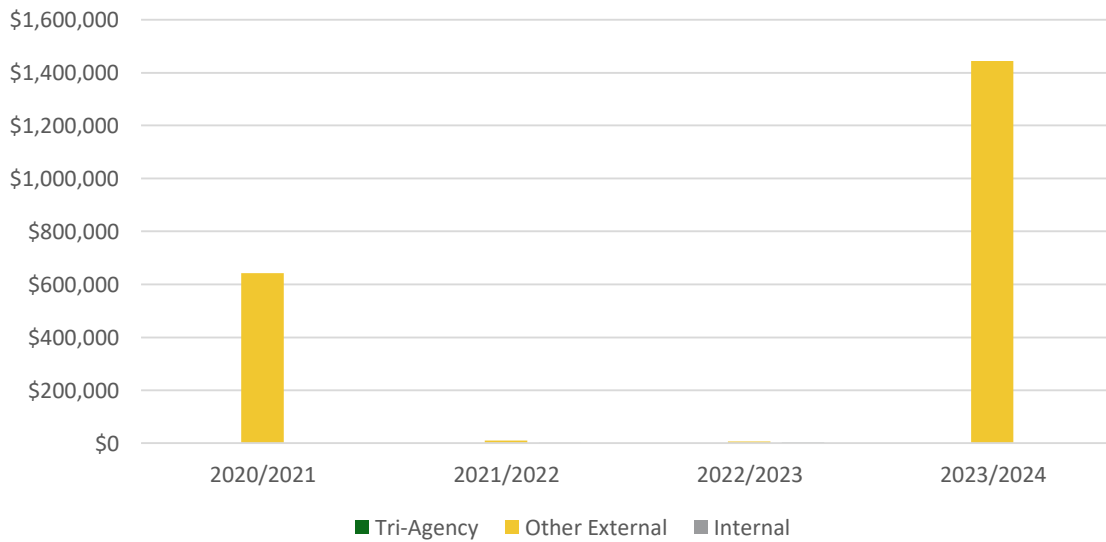
7 faculty members in the department were identified to have protected research time, amounting to a total of **1.2** research FTE allocated to the department.

17. Department of Physical Medicine and Rehabilitation

17.1 Research Funding

In the 2023/2024 fiscal year, Department of Physical Medicine and Rehabilitation researchers were awarded a total of **\$1,444,093**.

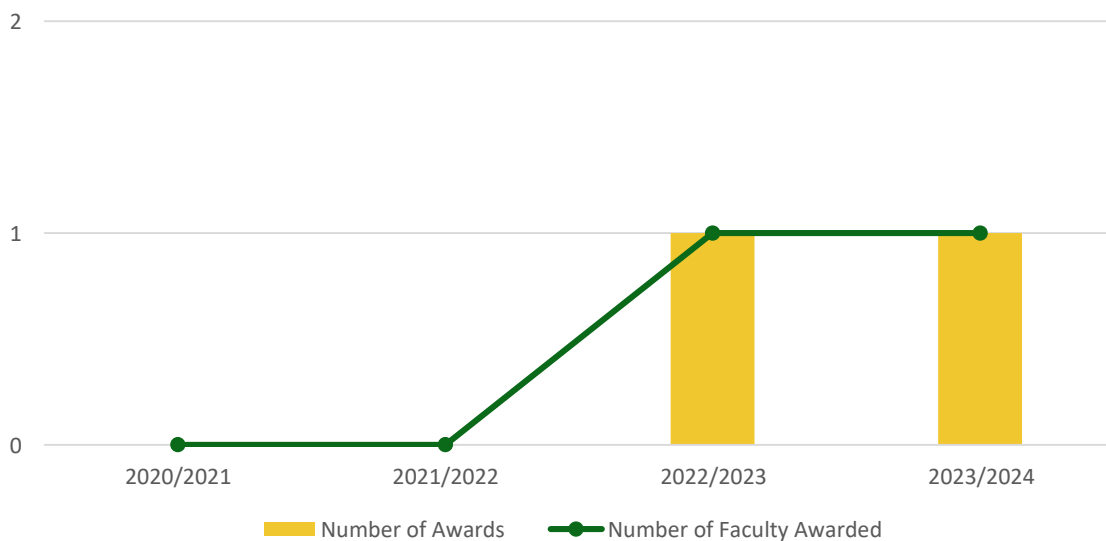
Figure 17.1: Department of Physical Medicine and Rehabilitation Research Funding



17.2 Research Projects Awarded

In 2023/2024 Department of Physical Medicine and Rehabilitation faculty were granted **1** award, received by **1** awardee.

Figure 17.2: Department of Physical Medicine and Rehabilitation Research Projects Awarded



17.3 Publications & Citations

Faculty within the department produced **2** publications in 2023.

Figure 17.3: Department of Physical Medicine and Rehabilitation Annual Publication Count

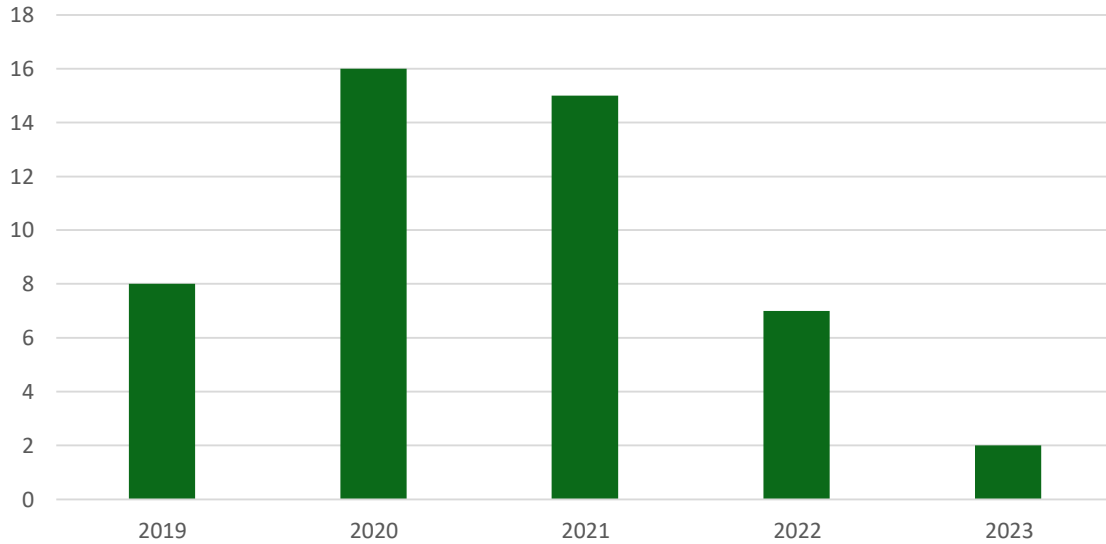
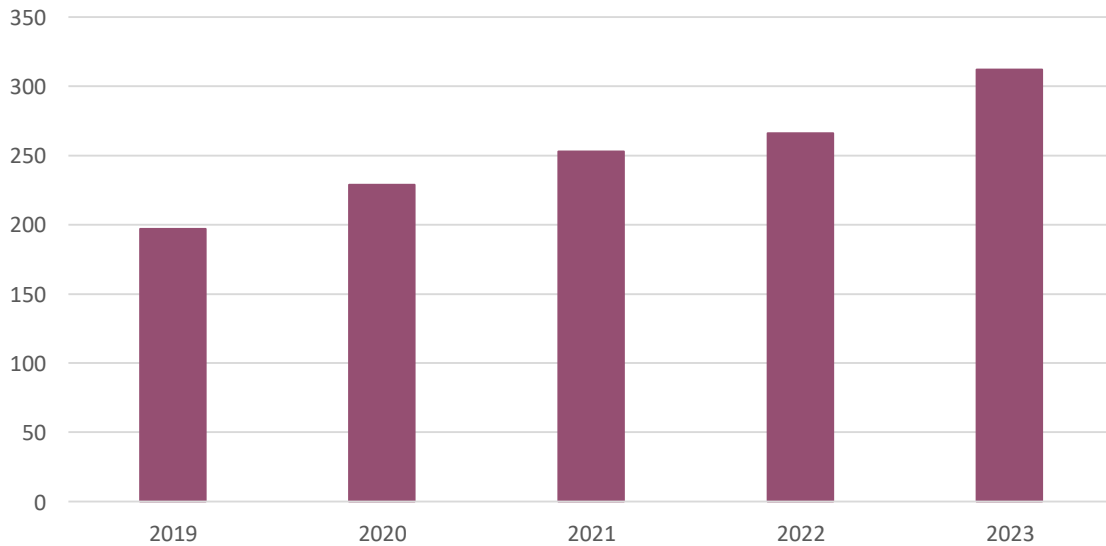


Figure 17.4 shows citation counts for Department of Physical Medicine and Rehabilitation faculty. Department publications were cited **312** times in 2023.

Figure 17.4: Department of Physical Medicine and Rehabilitation Annual Citation Count



This report included **6** research-active faculty from the Department of Physical Medicine and Rehabilitation.

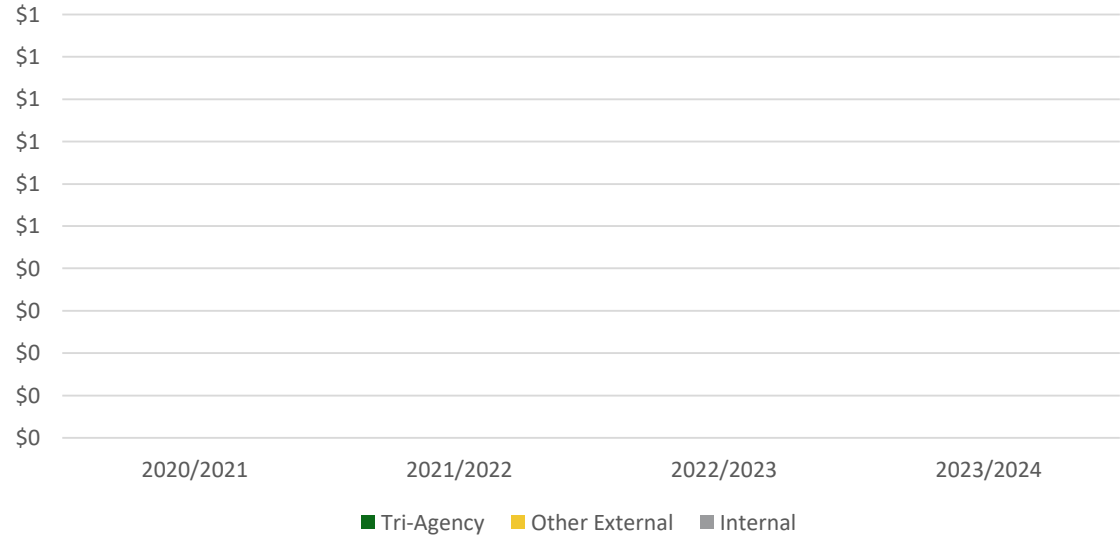
1 faculty members in the department were identified to have protected research time, amounting to a total of **0.30** research FTE allocated to the department.

18. Department of Ophthalmology

18.1 Research Funding

In the 2023/2024 fiscal year, Department of Ophthalmology researchers were awarded \$0.

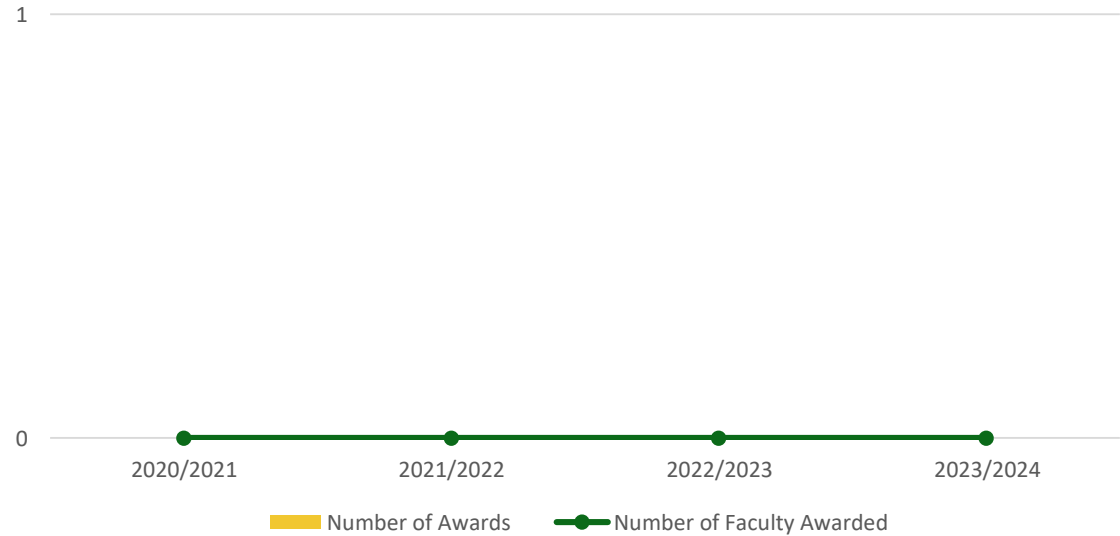
Figure 18.1: Department of Ophthalmology Research Funding



18.2 Research Projects Awarded

In 2023/2024 Department of Ophthalmology faculty received 0 awards.

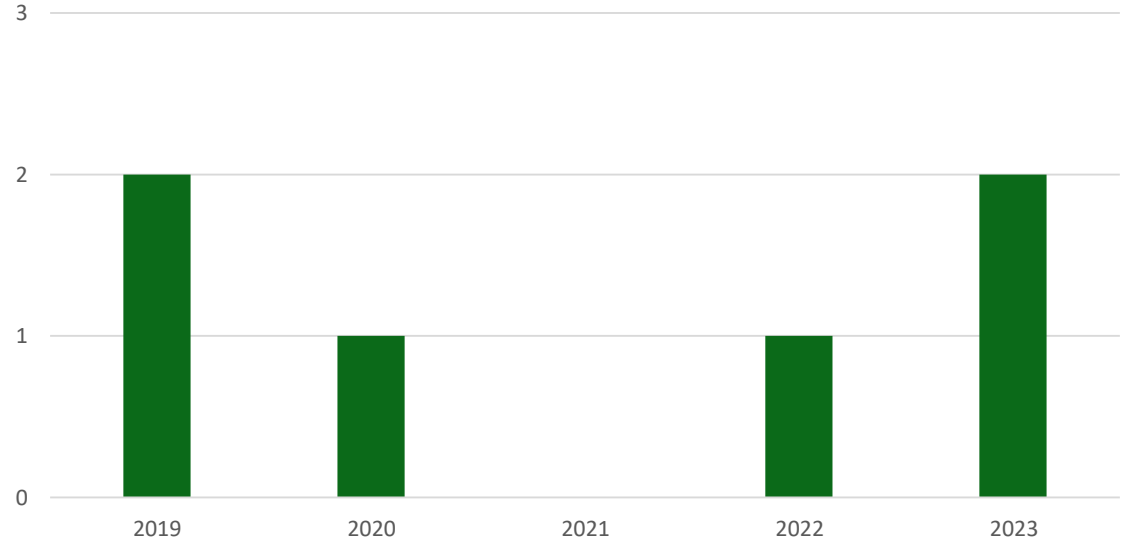
Figure 18.2: Department of Ophthalmology Research Projects Awarded



18.3 Publications & Citations

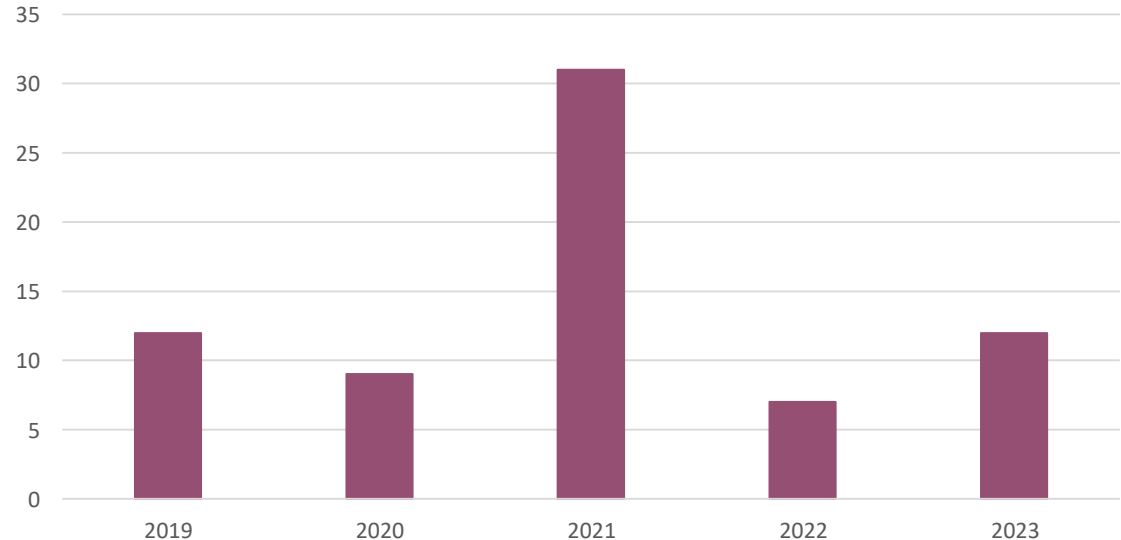
Faculty within the department produced **2** publications in 2023.

Figure 18.3: Department of Ophthalmology Annual Publication Count



Department of Ophthalmology publications were cited **12** times in 2023.

Figure 18.4: Department of Ophthalmology Annual Citation Count



This report included **2** research-active faculty from the Department of Ophthalmology.

0 faculty members in the department were identified to have College of Medicine funded research time, amounting to a total of **0** research FTE allocated to the department.

College of Medicine University of Saskatchewan
Office 4A20 - Dean's Office Suite, Health Sciences Building
107 Wiggins Road, Saskatoon, SK S7N 5E5

<https://medicine.usask.ca/research/index.php>