



UNIVERSITY OF SASKATCHEWAN

College of Medicine

OFFICE OF THE VICE-DEAN RESEARCH
MEDICINE.USASK.CA/RESEARCH.PHP

2020-2025

RESEARCH PRODUCTIVITY REPORT

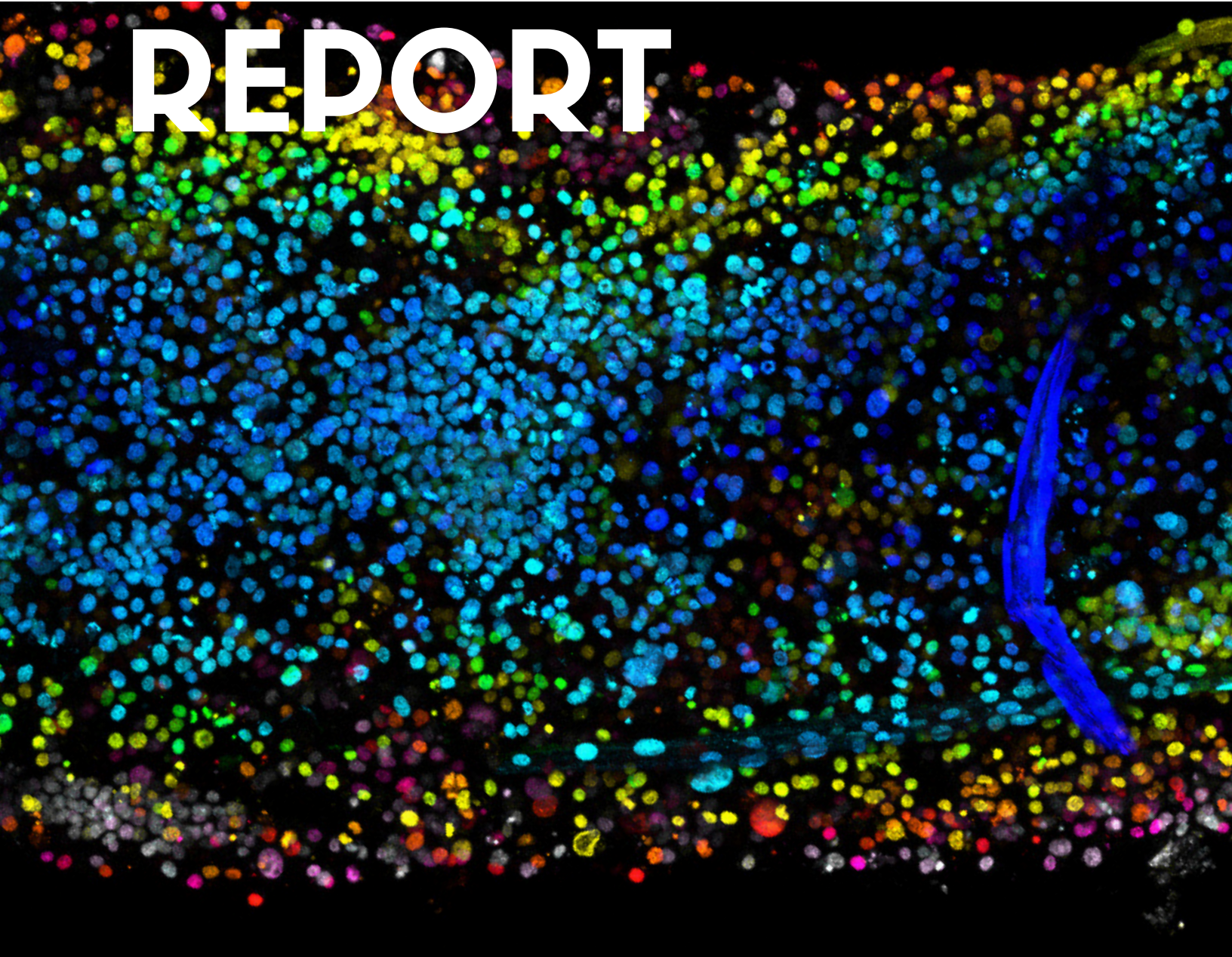


Table of Contents

Table of Contents

Executive Summary	1
Methodology and Definitions	1
1. College of Medicine	2
2. Department of Medicine	5
3. Department of Surgery	7
4. Division of Oncology	9
5. Department of Pediatrics	11
6. Department of Academic Family Medicine	13
7. Department of Anesthesiology, Perioperative Medicine and Pain Management	15
8. Department of Biochemistry, Microbiology and Immunology	17
9. Department of Community Health and Epidemiology	19
10. Department of Anatomy, Physiology and Pharmacology	21
11. Department of Pathology and Laboratory Medicine	23
12. Department of Psychiatry	25
13. School of Rehabilitation Science	27
14. Department of Obstetrics and Gynecology	29
15. Department of Medical Imaging	31
16. Department of Emergency Medicine	33
17. Department of Physical Medicine and Rehabilitation	35
18. Department of Ophthalmology	37

Cover Art: Taylor Dzikowski

The Rainbow Microtissue. MSc Student, Health Sciences. 2025.

Executive Summary

From the Vice-Dean

This is our sixth report describing the research output of the University of Saskatchewan College of Medicine (CoM). The data were captured, analyzed, and presented by Ms. Shelley-May Neufeld, Research Impact Analyst in the Office of the Vice-Dean Research.

This report focuses on research-active faculty in the CoM and provides bibliometrics and funding data displayed first by college and then divided by department/division/school. The data is presented in descending order by the number of research-active faculty per department/division/school. All information is up to date as of December 5, 2025.

Methodology and Definitions

Research-Active Faculty

This report includes data from **468** identified research-active faculty from **17** departments, schools and divisions. Faculty are considered research active if they have received research funding, published a peer-reviewed publication or have their published works cited (accessible on a current, public [Google Scholar](#) profile) within the 5-year window of this report.

Research FTE

This is the second report to incorporate faculty protected research time. This number includes the research time assigned to USFA and ACFP faculty members, as well as research time designated through leadership or other contracted time. For the 2024/2025 academic year, the college's total research FTE was determined to be **70.44**.

Awarded Research Funding, Research Projects Awarded and Number of Faculty Awarded

Research Funding and Research Projects Awarded data presented in this report were collected from the University of Saskatchewan Data Warehouse and [UView](#) Portal. Data are restricted to funding administered through the University of Saskatchewan and include fiscal years 2021/22 through 2024/25. University of Saskatchewan fiscal years run from May 1 to April 30.

Research Funding and *Research Projects Awarded* include awards, contracts, sub-transfers, travel awards, and awards from other institutions where CoM faculty are Co-Investigators. *Number of Projects Awarded* is the total number of new research projects awarded for a fiscal year, whereas *Number of Faculty Awarded* is the total number of individual faculty members that received research awards.

Bibliometrics: Publications and Citations

Bibliometrics are research productivity indicators based on scientific publications that highlight research productivity and impact. The OVDR recognizes that the bibliometrics used in our analysis do not encompass all research output and do not include important contributions such as community engagement, changes to policy, or clinical practice guidelines.

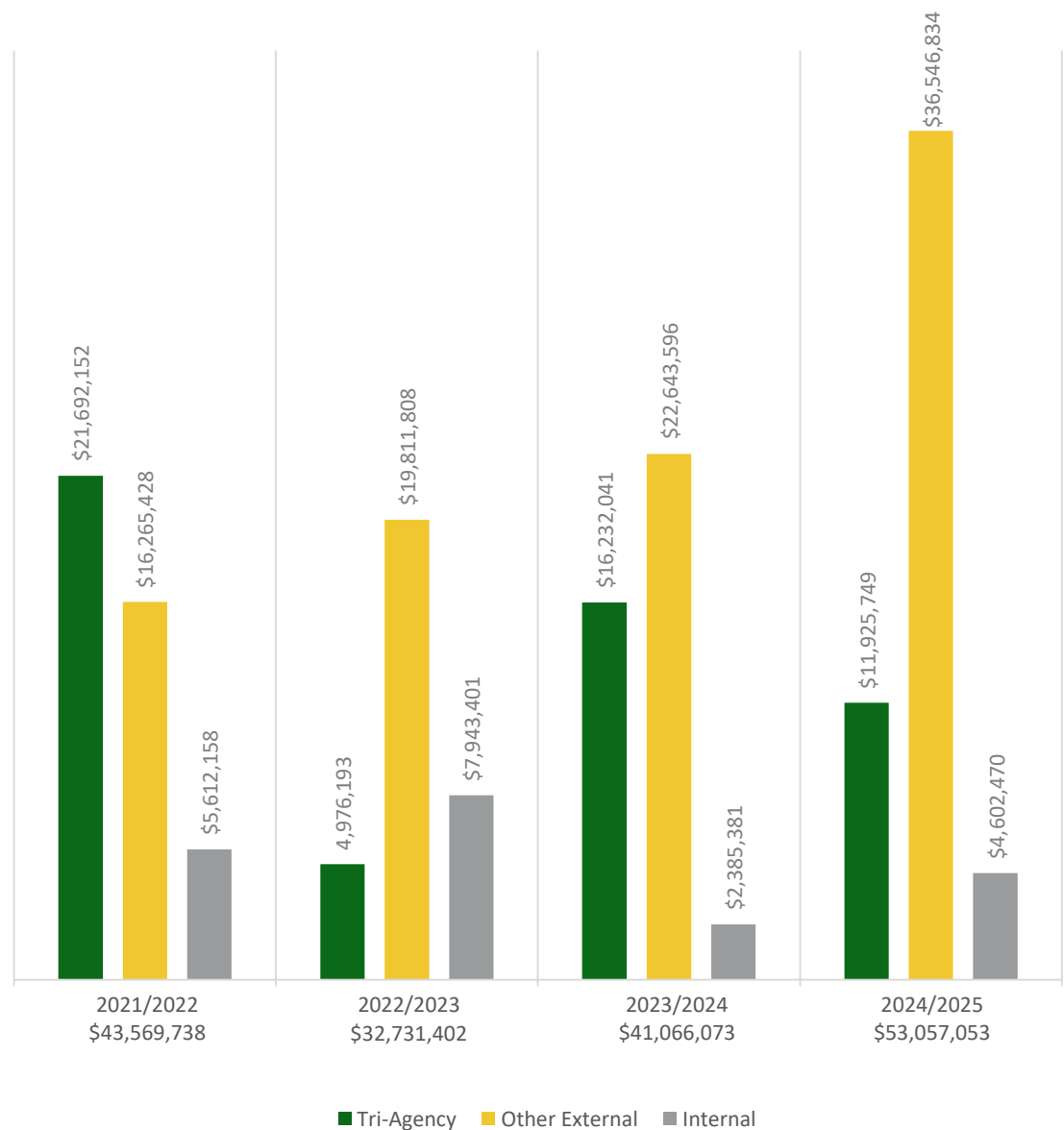
Publication and *Citation* findings presented throughout this report are derived from the Google Scholar profiles of CoM research-active faculty. The report focuses on 5-year publication and citation metrics, quantified on an annual basis by calendar year: January 1 to December 31.

1. College of Medicine

1.1 Research Funding

In the 2024/2025 fiscal year, researchers in the College of Medicine (CoM) received awards totaling \$53,075,053. This total includes \$11,925,749 dollars in Tri-Agency funding, \$36,546,834 in other external funding and \$4,602,470 in internal funding.

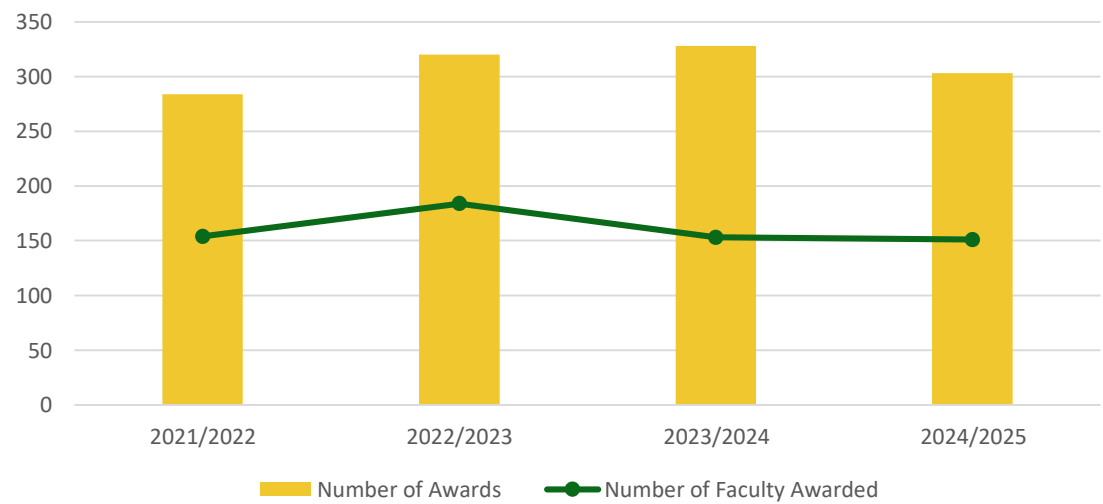
Figure 1.1: College of Medicine Awarded Research Funding



1.2 Research Projects Awarded

In 2024/2025, 151 CoM researchers received 303 awards.

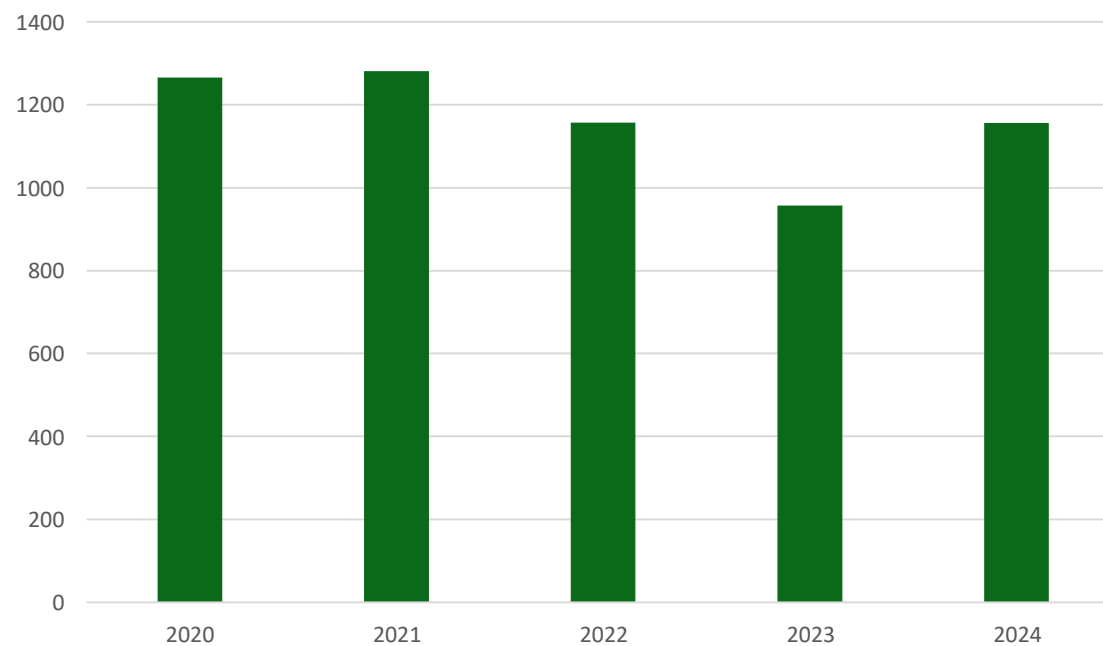
Figure 1.2: College of Medicine Research Projects Awarded



1.3 Publications & Citations

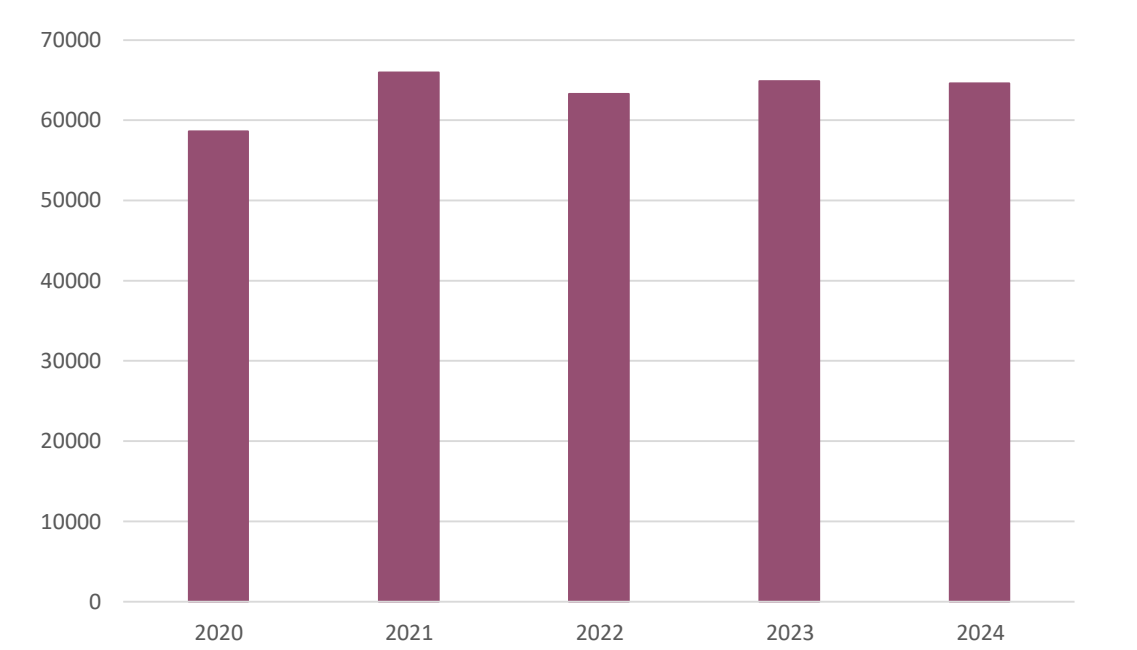
College of Medicine researchers published 1,156 publications in 2024.

Figure 1.3: College of Medicine Annual Publication Count



College of Medicine research works were cited 66,764 times in 2024.

Figure 1.4: College of Medicine Annual Citation Count



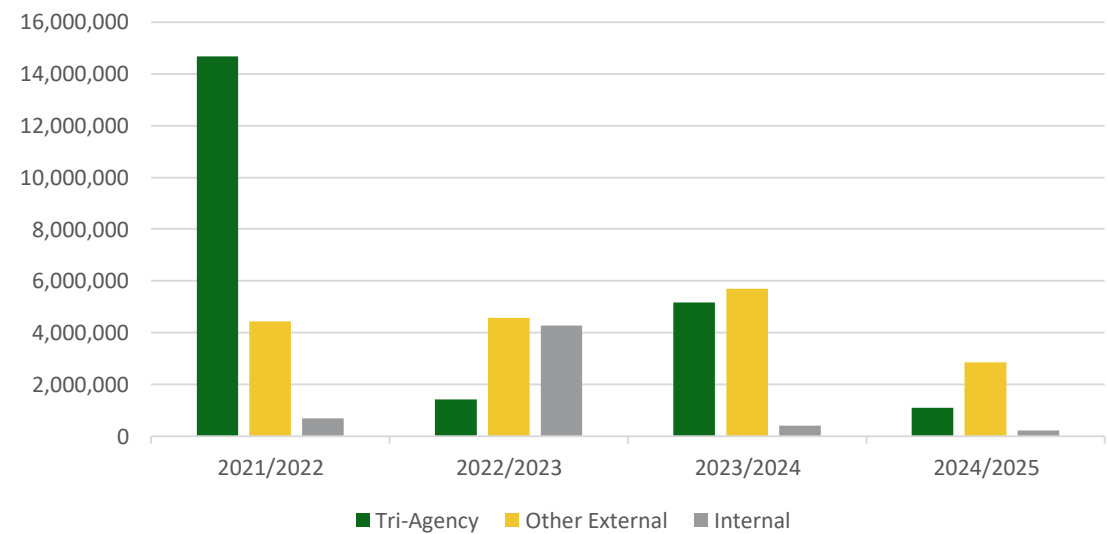
In 2024/2025, the OVDR identified 468 active researchers within the College of Medicine. Of these, 192 faculty were identified as having some protected research time, totaling a college research allocation of 70.44 FTE.

2. Department of Medicine

2.1 Research Funding

In the 2024/2025 fiscal year, Department of Medicine researchers were awarded a total of \$4,174,100, including \$1,096,185 of Tri-Agency funding.

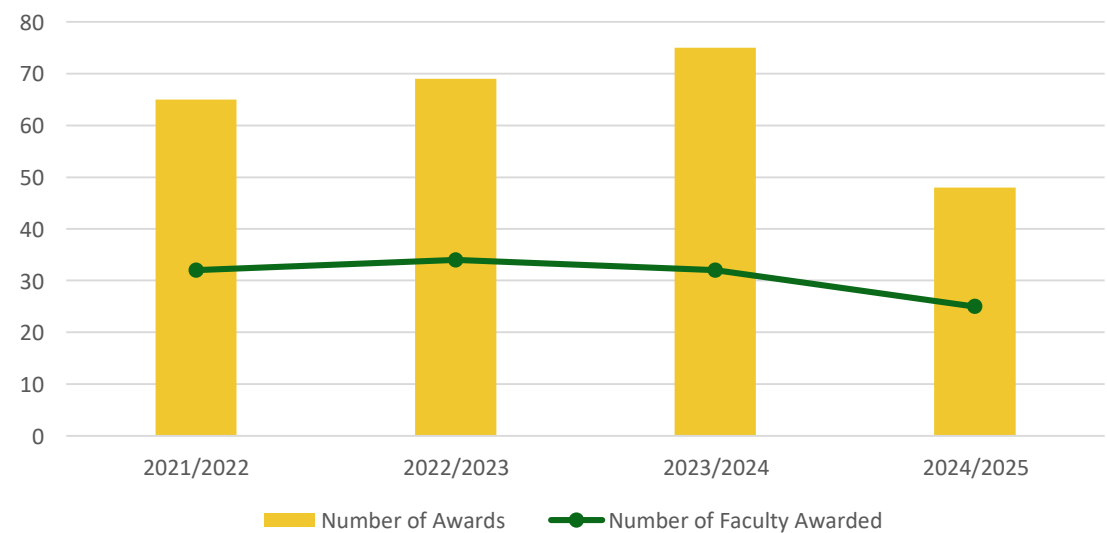
Figure 2.1: Department of Medicine Research Funding



2.2 Research Projects Awarded

Department of Medicine researchers were granted a total of 48 new awards in the 2024/2025 fiscal year, awarded to 25 unique faculty researchers.

Figure 2.2: Department of Medicine Research Projects Awarded



2.3 Publications & Citations

Faculty within the department produced 307 publications in 2024.

Figure 2.3: Department of Medicine Annual Publication Count

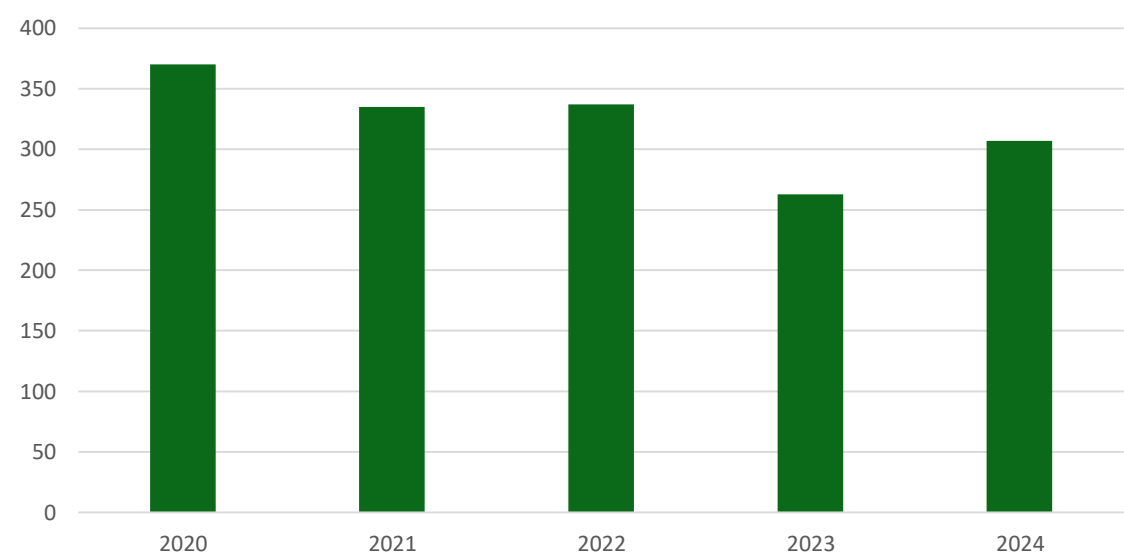
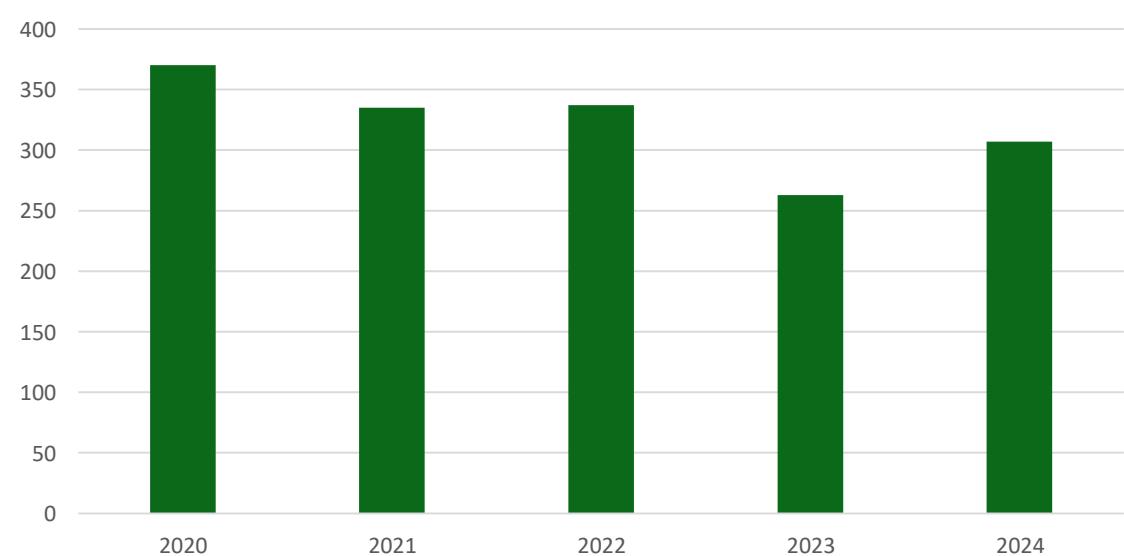


Figure 2.4 shows citation counts for Department of Medicine faculty. Department publications were cited 19,888 times in 2024.

Figure 2.4: Department of Medicine Annual Citation Count



This report included 85 research-active faculty members from the Department of Medicine.

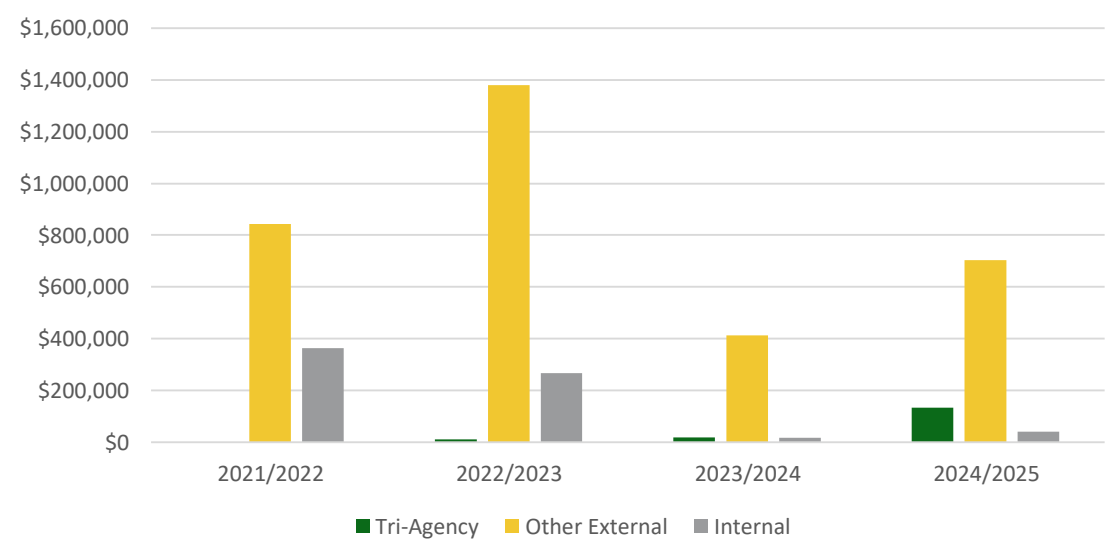
In the 2024/25 fiscal year, 43 faculty members in the department were identified to have protected research time, amounting to a total of 12.41 research FTE allocated to the department.

3. Department of Surgery

3.1 Research Funding

In the 2024/2025 fiscal year, Department of Surgery researchers were granted a total of \$876,349, including \$133,100 of Tri-Agency funding.

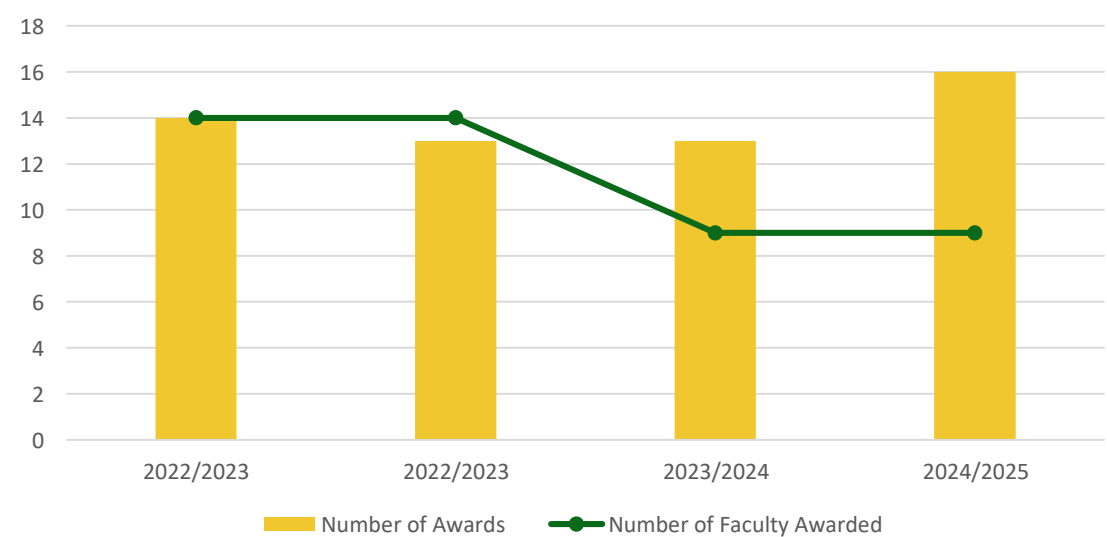
Figure 3.1: Department of Surgery Research Funding



3.2 Research Projects Awarded

In 2024/2025, Department of Surgery faculty were granted 16 awards, received by 9 individual award recipients.

Figure 3.2: Department of Surgery Research Projects Awarded



3.3 Publications & Citations

Faculty within the department produced 110 publications in 2024.

Figure 3.3: Department of Surgery Annual Publication Count

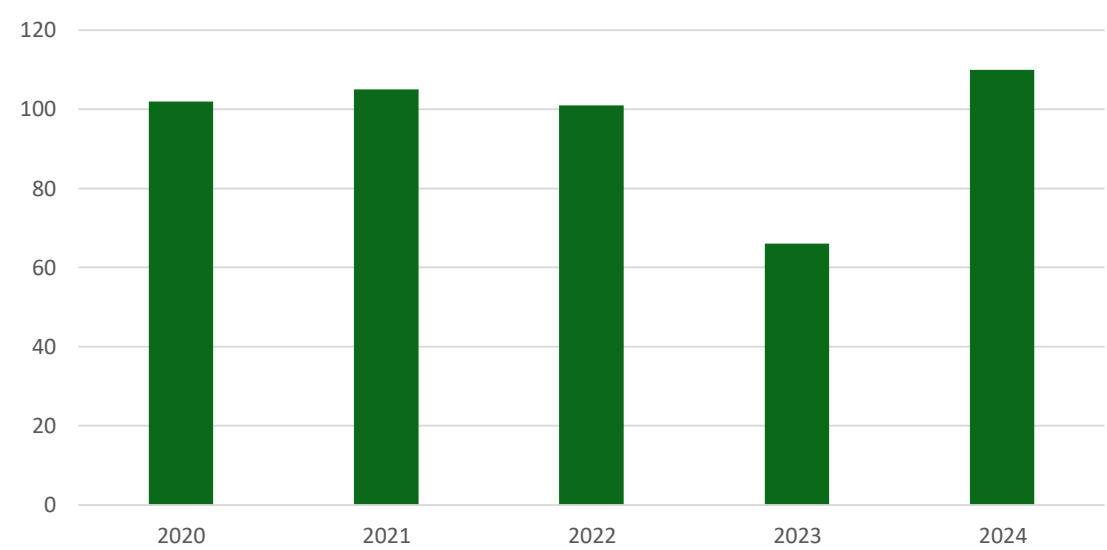
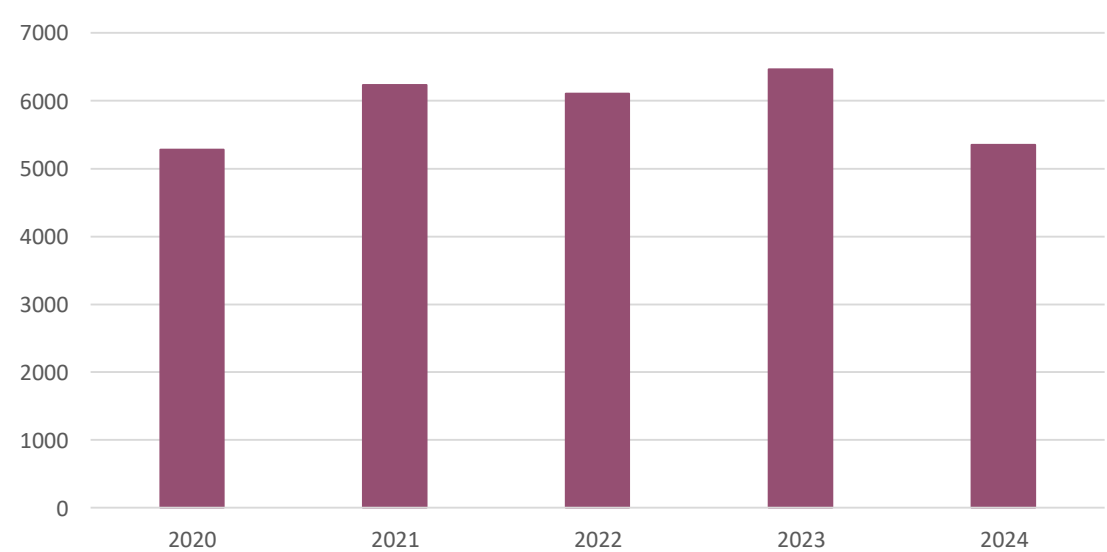


Figure 3.4 shows citation counts for Department of Surgery faculty. Department publications were cited 5,352 times in 2024.

Figure 3.4: Department of Surgery Annual Citation Count



This report included 44 research-active faculty members from the Department of Surgery.

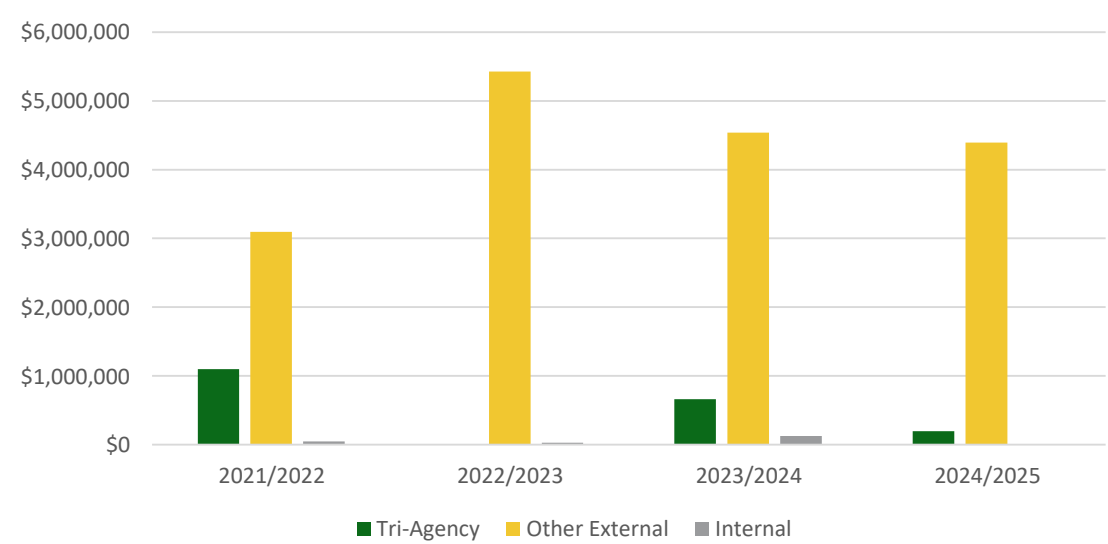
In the 2024/25 fiscal year, 19 faculty members in the department were identified to have protected research time, amounting to a total of 4.56 research FTE allocated to the department.

4. Division of Oncology

4.1 Research Funding

In the 2024/2025 fiscal year, Division of Oncology researchers were granted a total of \$4,604,523, including \$197,500 in Tri-Agency funding.

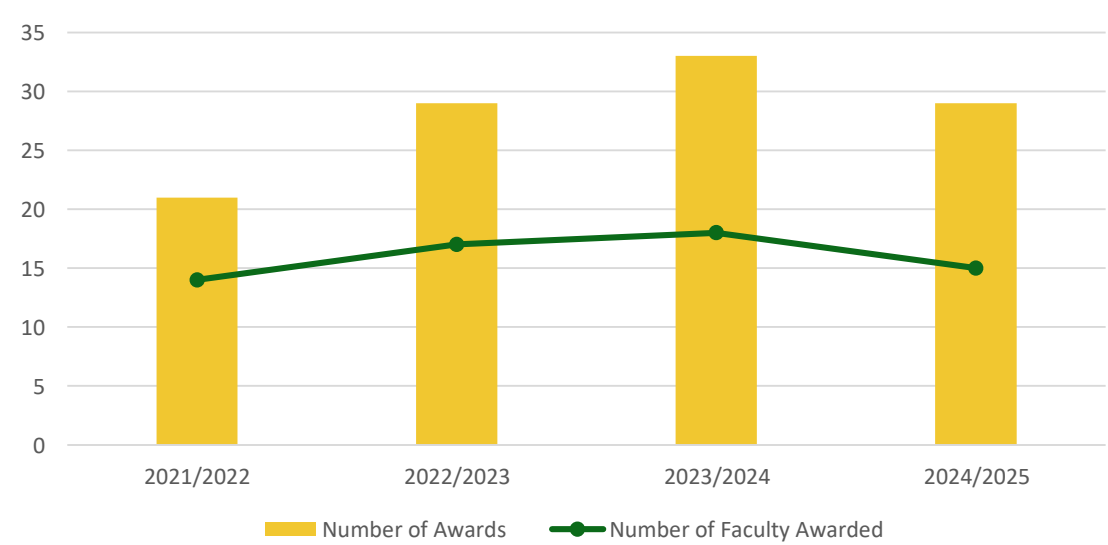
Figure 4.1: Division of Oncology Research Funding



4.2 Research Projects Awarded

Division of Oncology faculty received 29 awards in 2024/2025, awarded to 15 unique awardees.

Figure 4.2: Division of Oncology Research Projects Awarded



4.3 Publications & Citations

The division produced 87 publications in 2024.

Figure 4.3: Division of Oncology Annual Publication Count

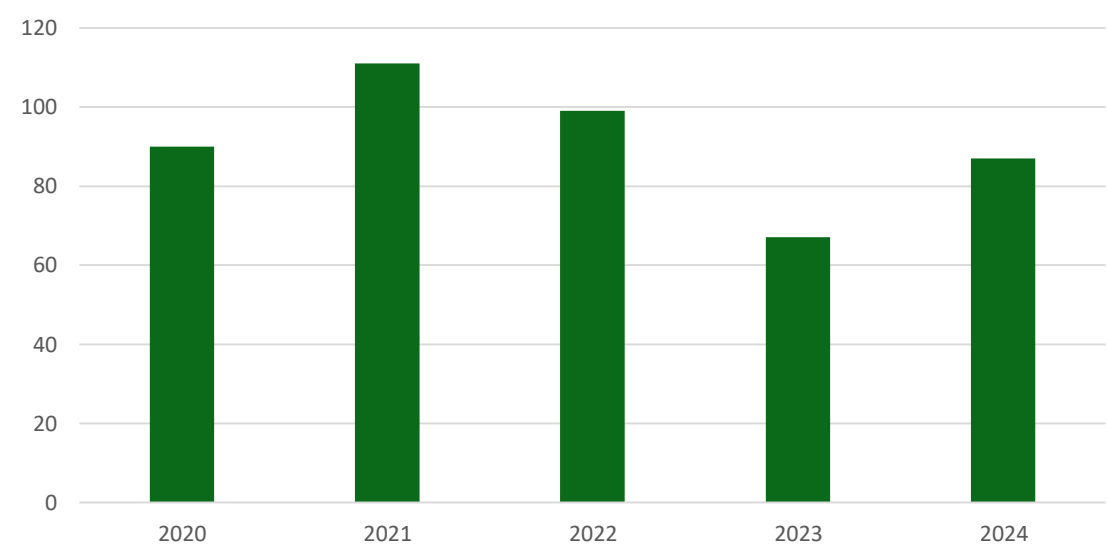
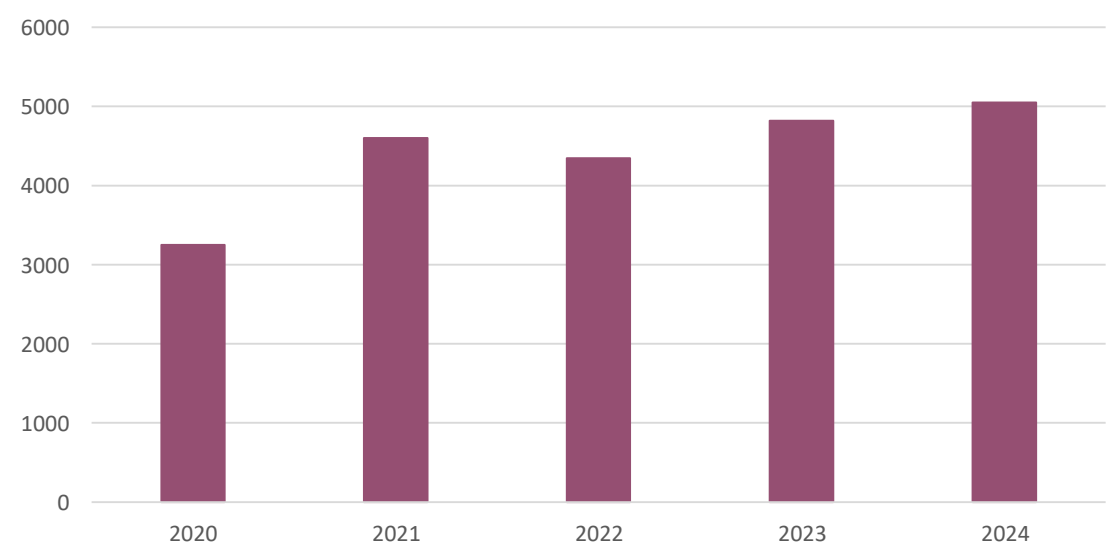


Figure 4.4 shows citation counts for Division of Oncology faculty. Division publications were cited 5,051 times in 2024.

Figure 4.4: Division of Oncology Annual Citation Count



This report included 43 research-active faculty members from the Division of Oncology.

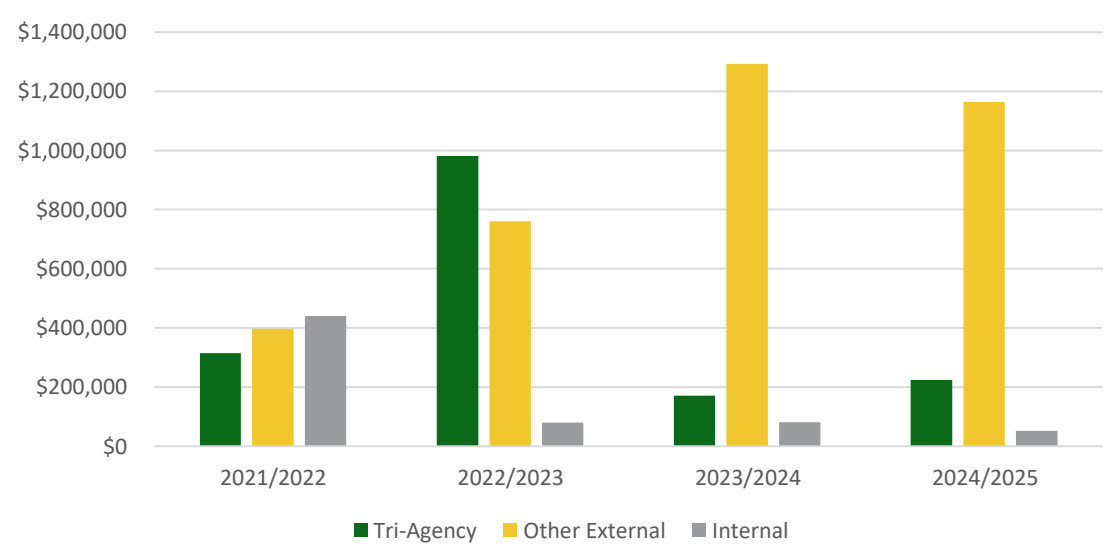
In the 2024/25 fiscal year, 0 faculty members in the division were identified to have College of Medicine funded research time, and therefore 0 research FTE allocated to the department.

5. Department of Pediatrics

5.1 Research Funding

In the 2024/2025 fiscal year, Department of Pediatrics researchers were granted a total of \$1,439,274, including \$223,353 in Tri-Agency funding.

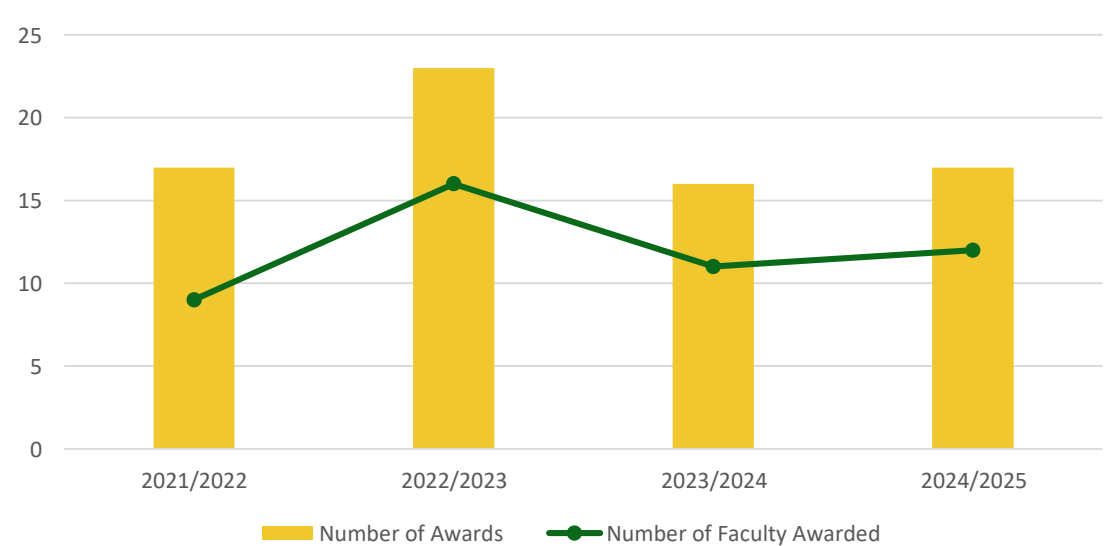
Figure 5.1: Department of Pediatrics Research Funding



5.2 Research Projects Awarded

In 2024/2025 Department of Pediatrics faculty were granted 17 awards, received by 12 individual award recipients.

Figure 5.2: Department of Pediatrics Research Projects Awarded



5.3 Publications & Citations

The Department of Pediatrics produced 49 publications in 2024.

Figure 5.3: Department of Pediatrics Annual Publication Count

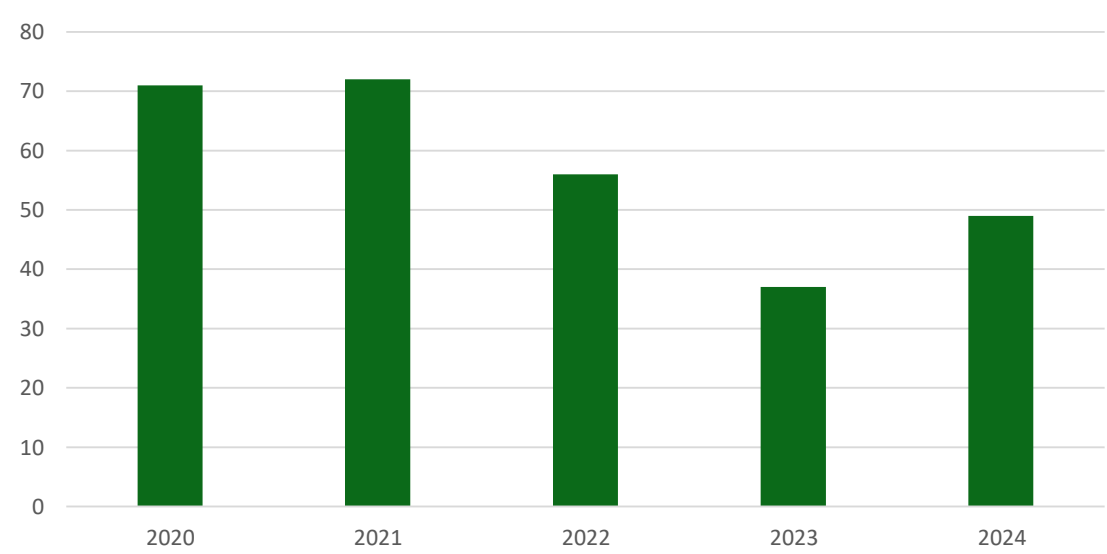
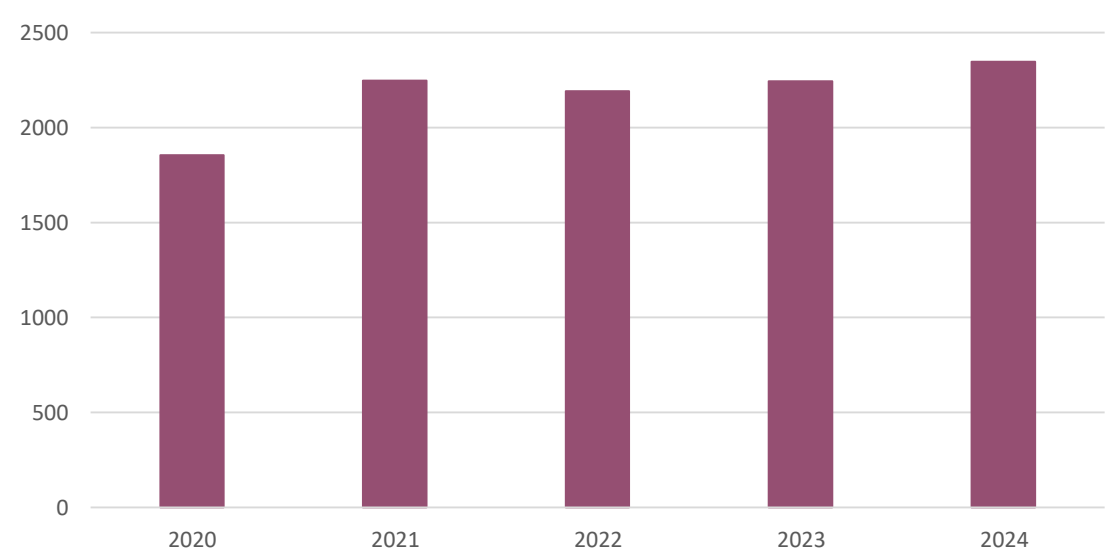


Figure 5.4 shows citation counts for Department of Pediatrics faculty. Department publications were cited 2,346 times in 2024.

Figure 5.4: Department of Pediatrics Annual Citation Count



This report included 35 research-active faculty members from the Department of Pediatrics.

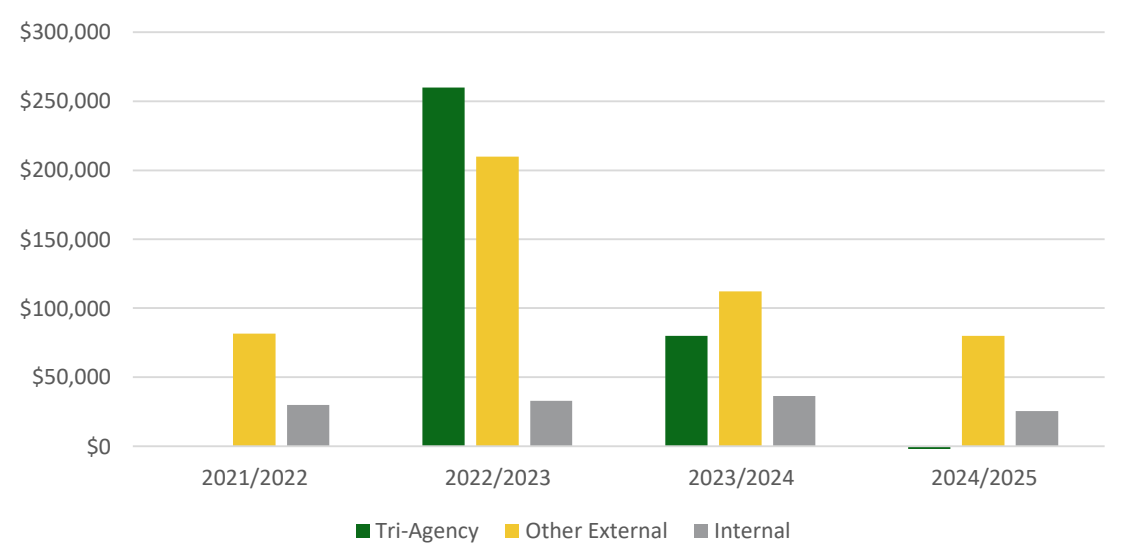
In the 2024/25 fiscal year, 22 faculty members in the department were identified to have protected research time, amounting to a total of 4.17 research FTE allocated to the department.

6. Department of Academic Family Medicine

6.1 Research Funding

In the 2024/2025 fiscal year, Department of Academic Family Medicine researchers were granted a total of \$45,430.

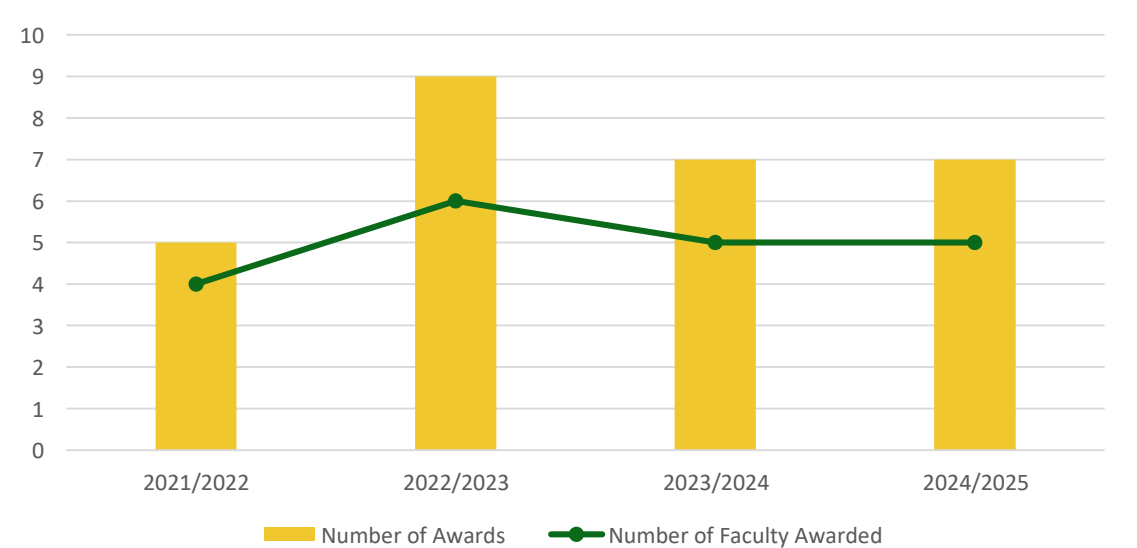
Figure 6.1: Department of Academic Family Medicine Research Funding



6.2 Research Projects Awarded

Department of Academic Family Medicine faculty were granted 7 awards in 2024/2025, received by 5 individual awardees.

Figure 6.2: Department of Academic Family Medicine Research Projects Awarded



6.3 Publications & Citations

Faculty within the department produced 43 publications in 2024.

Figure 6.3: Department of Academic Family Medicine Annual Publication Count

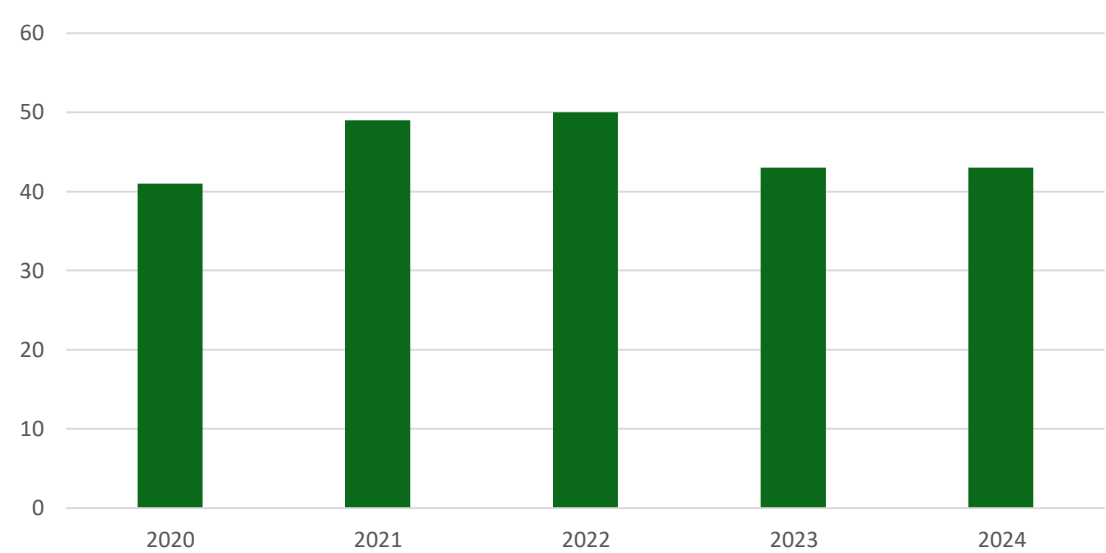
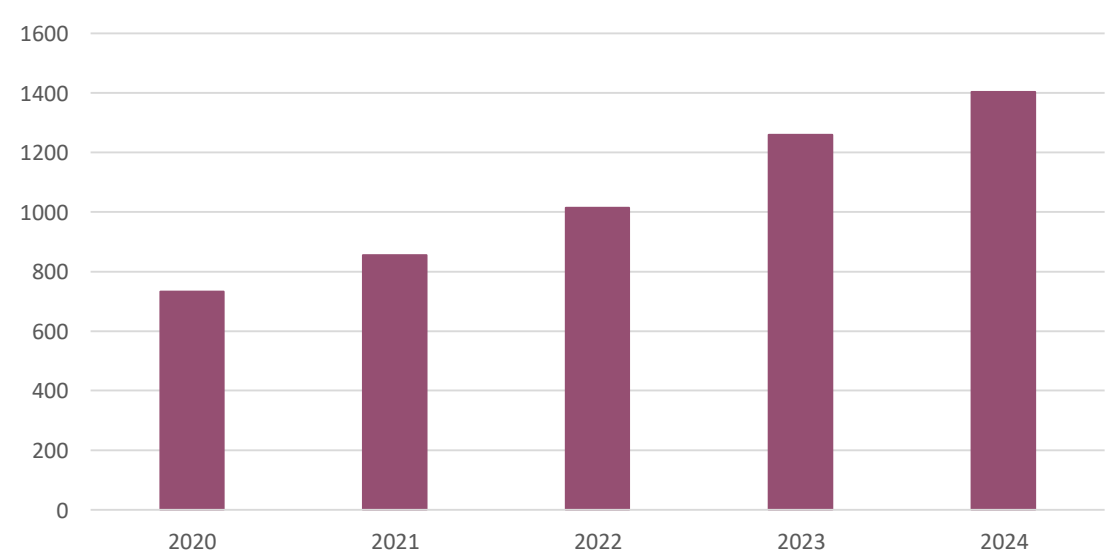


Figure 6.4 shows citation counts for Department of Academic Family Medicine faculty. Department publications were cited 1,403 times in 2024.

6.4: Department of Academic Family Medicine Annual Citation Count



This report included 32 research-active faculty members from the Department of Academic Family Medicine.

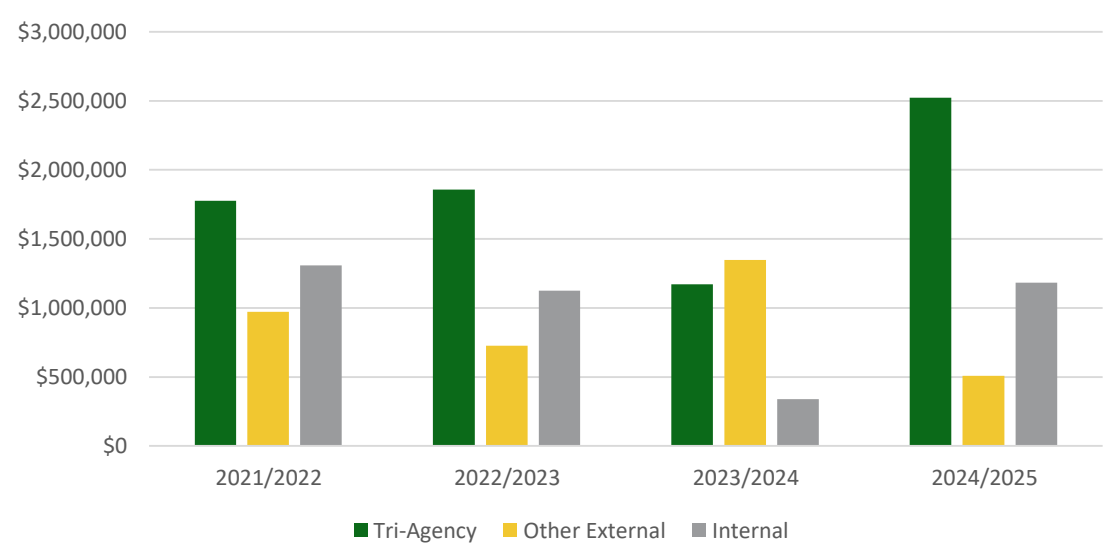
In the 2024/25 fiscal year, 3 faculty members in the department were identified to have protected research time, amounting to a total of 0.75 research FTE allocated to the department.

7. Department of Anatomy, Physiology and Pharmacology

7.1 Research Funding

In the 2024/2025 fiscal year, Department of Anatomy, Physiology and Pharmacology researchers were awarded a total of \$4,214,493, including \$2,523,558 in Tri-Agency funding.

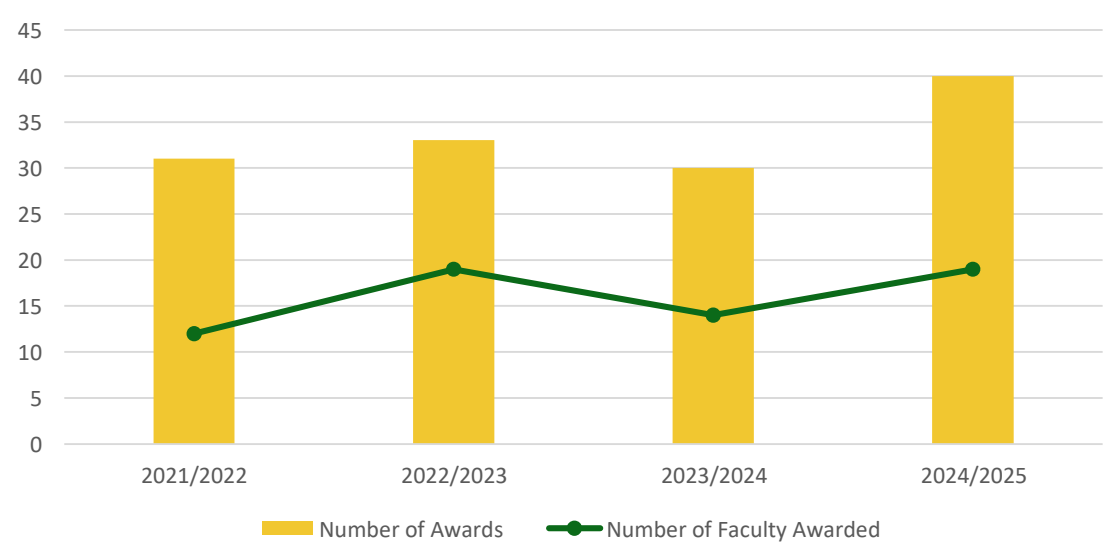
Figure 7.1: Department of Anatomy, Physiology and Pharmacology Research Funding



7.2 Research Projects Awarded

In 2024/2025 Department of Anatomy, Physiology and Pharmacology faculty were granted 40 awards, received by 19 individual award recipients.

Figure 7.2: Department of Anatomy, Physiology and Pharmacology Research Projects



7.3 Publications & Citations

Faculty within the department produced 76 publications in 2024.

Figure 7.3: Department of Anatomy, Physiology and Pharmacology Annual Publication Count

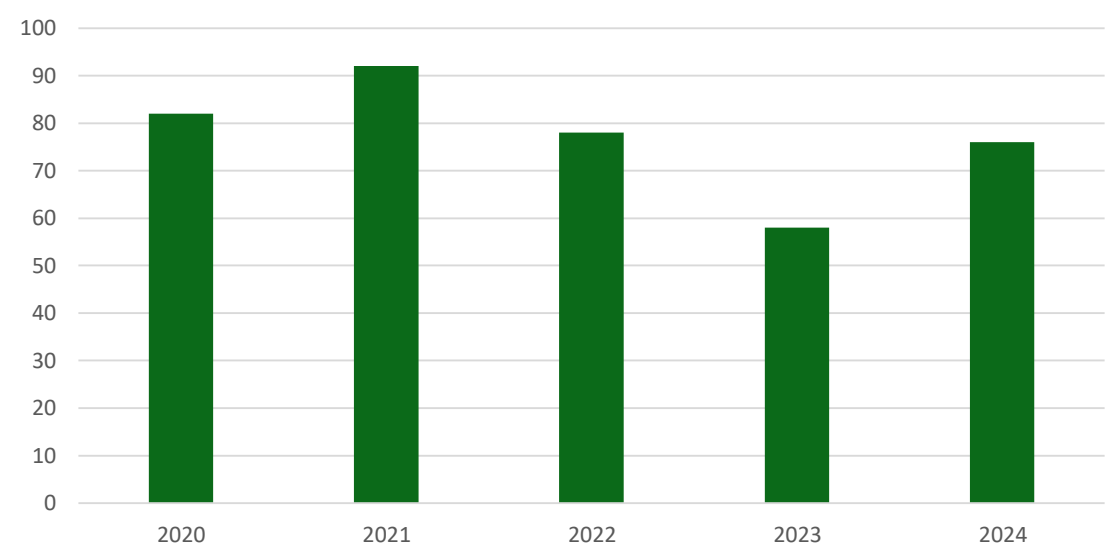
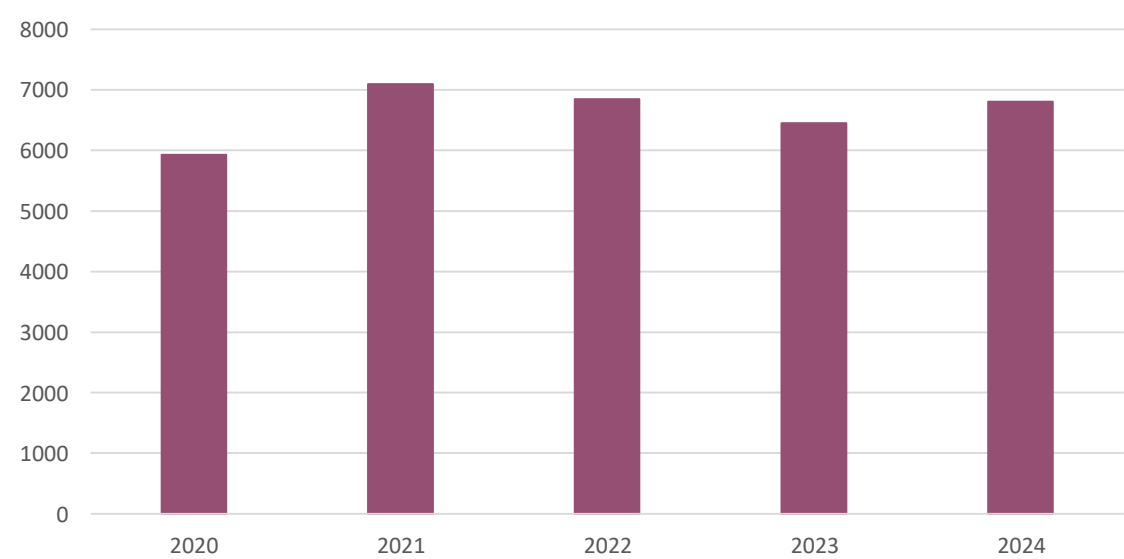


Figure 7.4 shows citation counts for Department of Anatomy, Physiology and Pharmacology faculty. Department publications were cited 6,805 times in 2024.

Figure 7.4: Department of Anatomy, Physiology and Pharmacology Annual Citation Count



This report included 32 research-active faculty members from the Department of Anatomy, Physiology and Pharmacology.

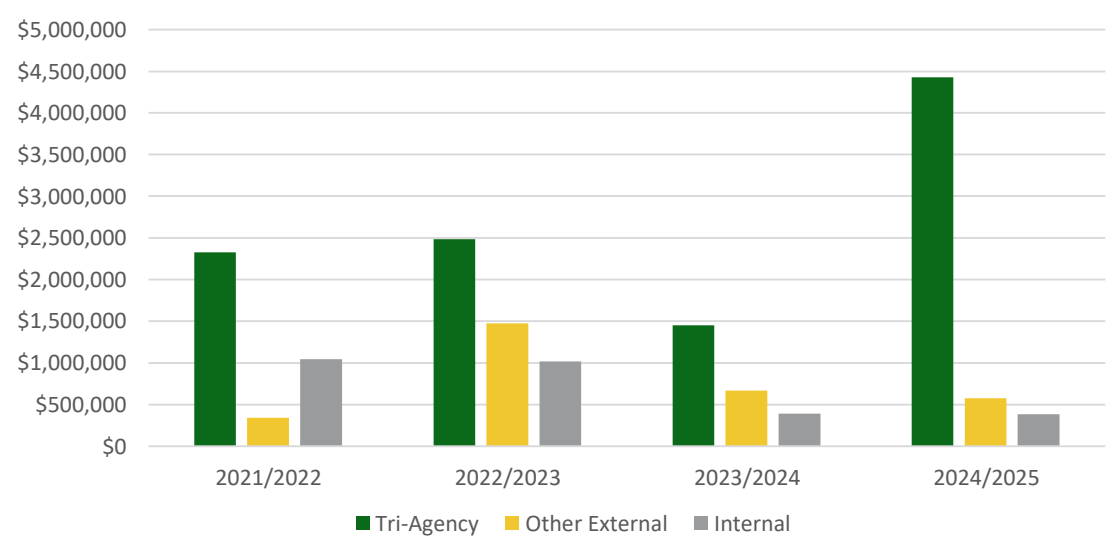
In the 2024/25 fiscal year, 32 faculty members in the department were identified to have protected research time, amounting to a total of 16.35 research FTE allocated to the department.

8. Department of Biochemistry, Microbiology and Immunology

8.1 Research Funding

In the 2024/2025 fiscal year, Department of Biochemistry, Microbiology and Immunology researchers were awarded a total of \$5,386,433, including \$4,428,616 in Tri-Agency Funding.

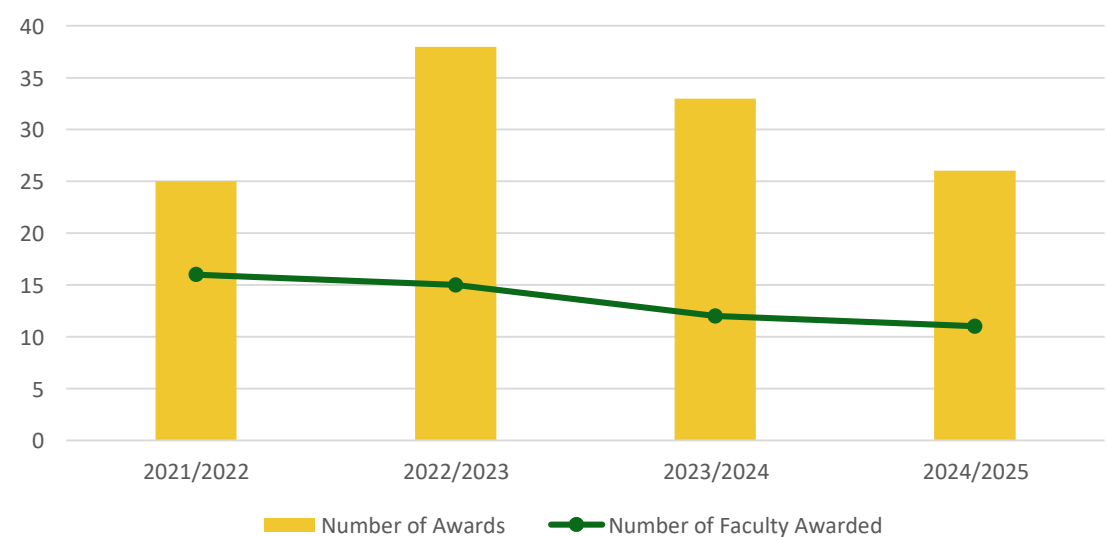
Figure 8.1: Department of Biochemistry, Microbiology and Immunology Research Funding



8.2 Research Projects Awarded

Department of Biochemistry, Microbiology and Immunology faculty were granted 26 awards in 2024/2025, received by 11 awardees.

Figure 8.2: Department of Biochemistry, Microbiology and Immunology Research Projects Awarded



8.3 Publications & Citations

Faculty within the department produced 47 publications in 2024.

Figure 8.3: Department of Biochemistry, Microbiology and Immunology Annual Publication Count

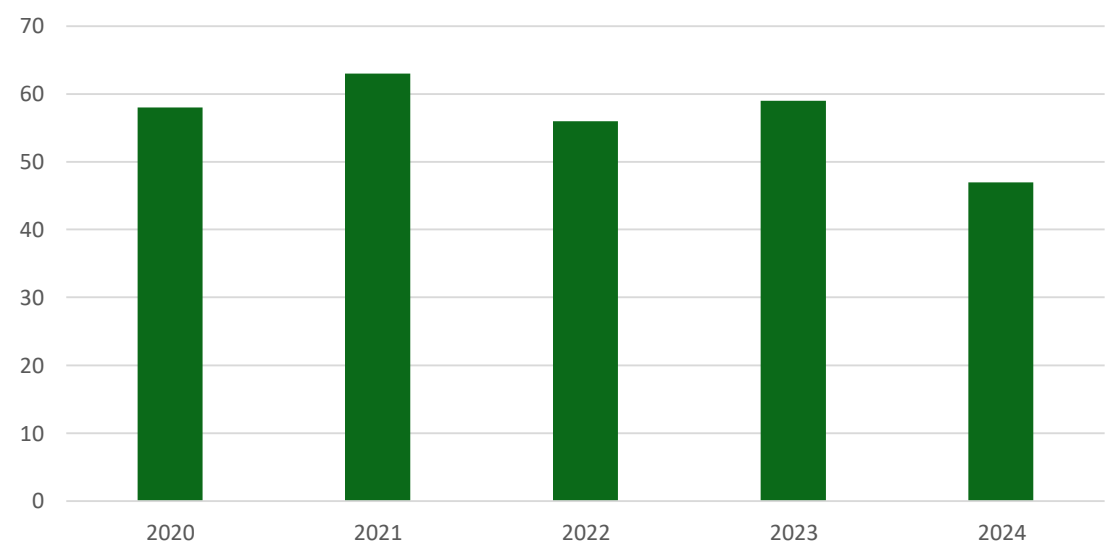
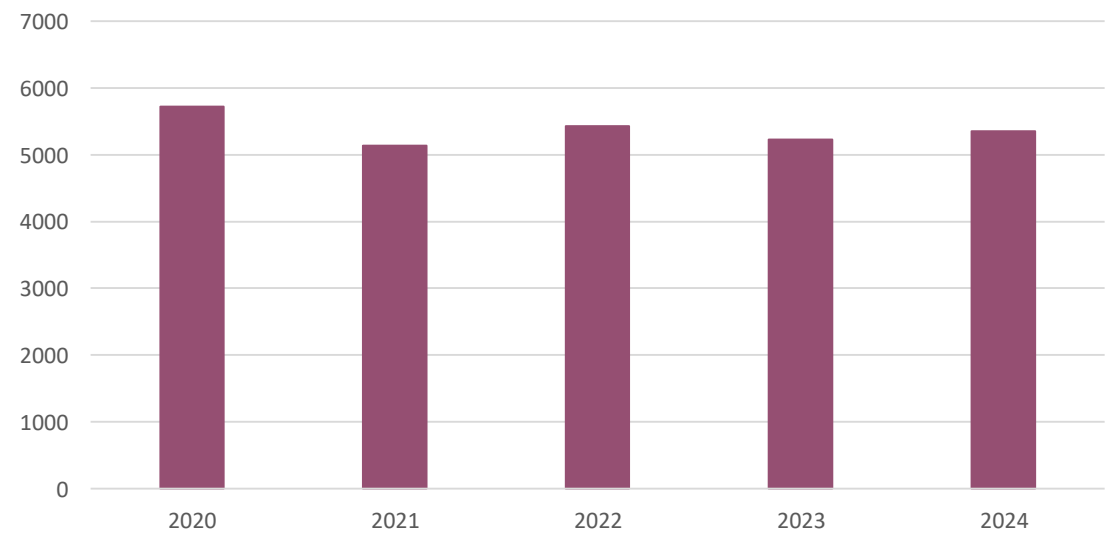


Figure 8.4 shows citation counts for Department of Biochemistry, Microbiology and Immunology faculty. Department publications were cited 5,352 times in 2024.

Figure 8.4: Department of Biochemistry, Microbiology and Immunology Annual Citation Count



This report included 24 research-active faculty members from the Department of Biochemistry, Microbiology and Immunology.

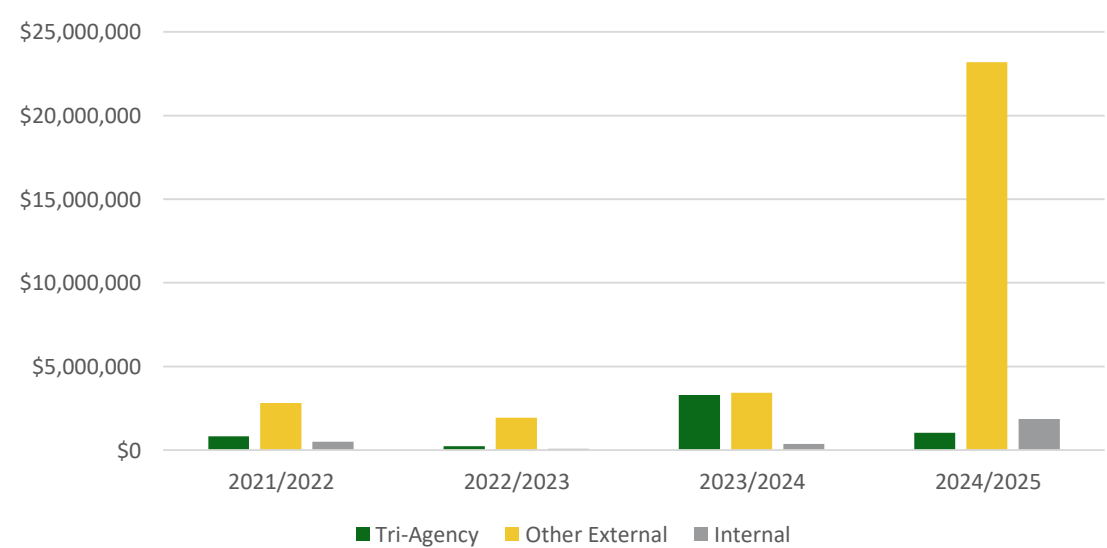
In the 2024/25 fiscal year, 26 faculty members in the department were identified to have protected research time, amounting to a total of 12.85 research FTE allocated to the department.

9. Department of Community Health and Epidemiology

9.1 Research Funding

In the 2024/2025 fiscal year, Department of Community Health and Epidemiology researchers were awarded a total of \$26,117,779, including \$1,047,634 in Tri-Agency funding.

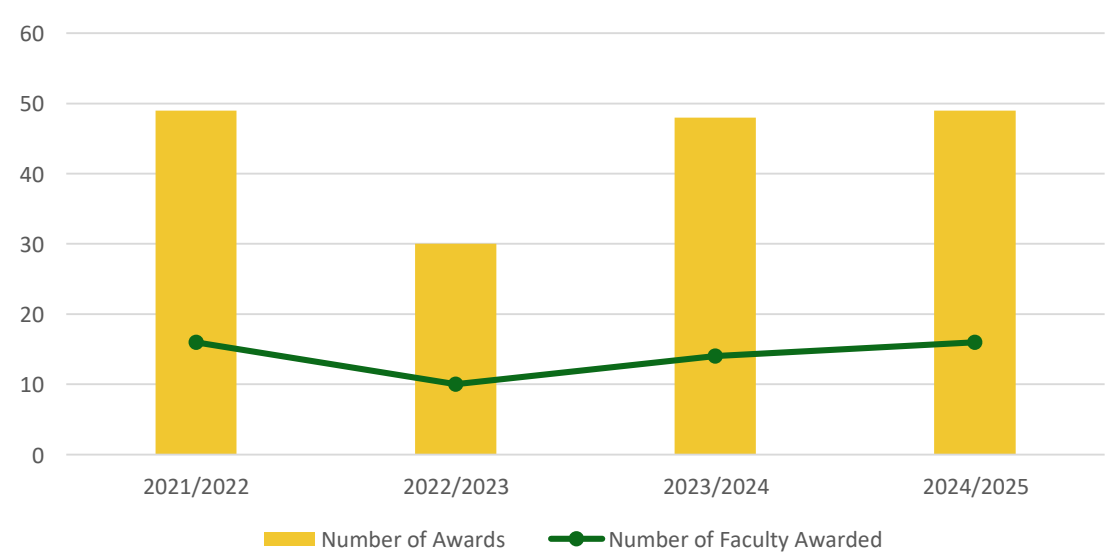
Figure 9.1: Department of Community Health and Epidemiology Research Funding



9.2 Research Projects Awarded

Researchers in the Department of Community Health and Epidemiology were granted 49 awards in 2024/2025, received by 16 individual awardees.

Figure 9.2: Department of Community Health and Epidemiology Research Projects Awarded



9.3 Publications & Citations

Faculty within the department produced 131 publications in 2024.

Figure 9.3: Department of Community Health and Epidemiology Annual Publication Count

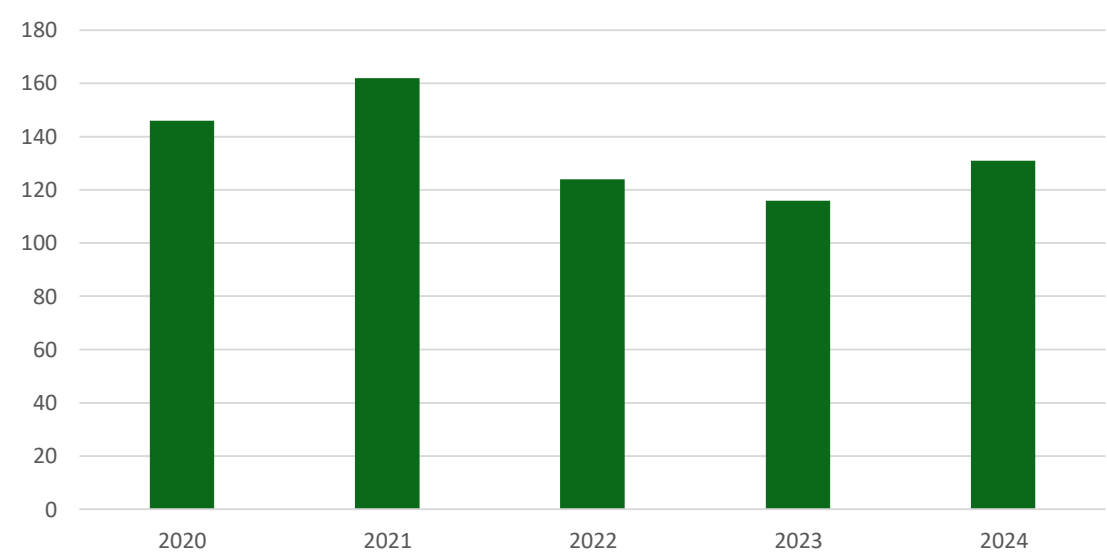
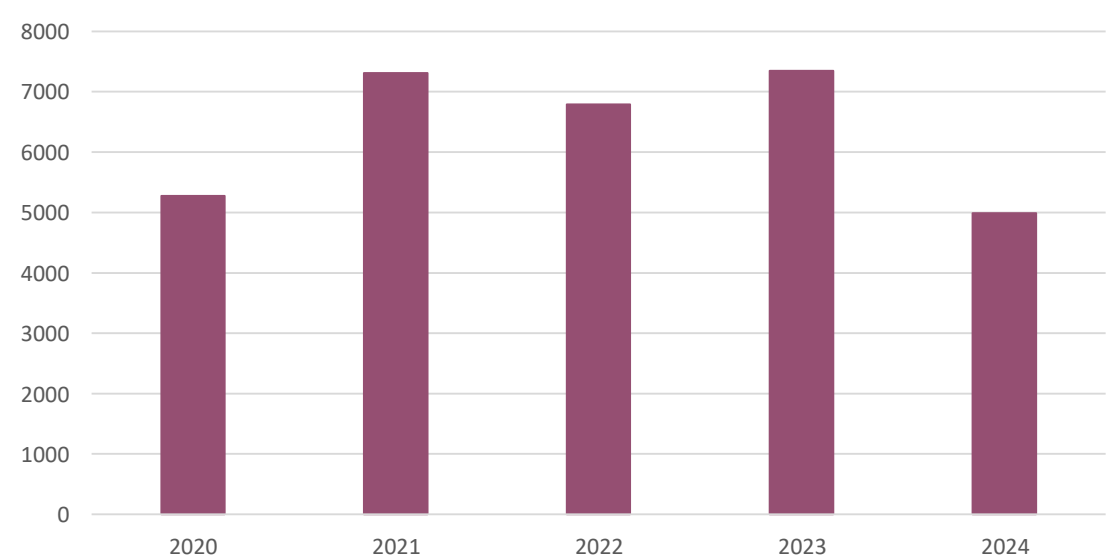


Figure 9.4 shows citation counts for Department of Community Health and Epidemiology faculty. Department publications were cited 4,992 times in 2024.

Figure 9.4: Department of Community Health and Epidemiology Annual Citation Count



This report included 27 research-active faculty members from the Department of Community Health and Epidemiology.

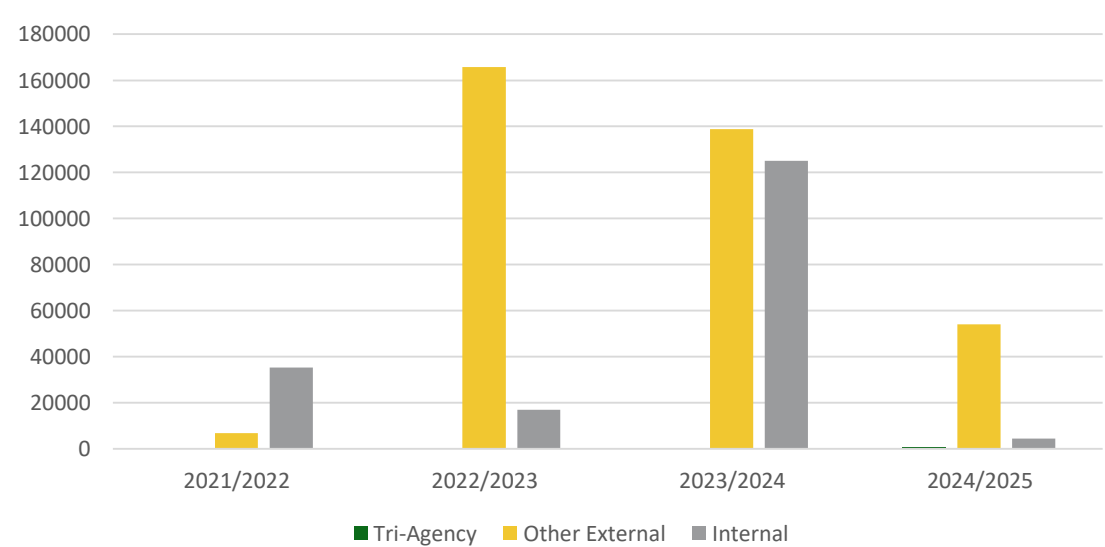
In the 2024/25 fiscal year, 16 faculty members in the department were identified to have protected research time, amounting to a total of 6.21 research FTE allocated to the department.

10. Department of Anesthesiology, Perioperative Medicine and Pain Management

10.1 Research Funding

In the 2024/2025 fiscal year, Department of Anesthesiology, Perioperative Medicine and Pain Management researchers were granted a total of \$59,302.

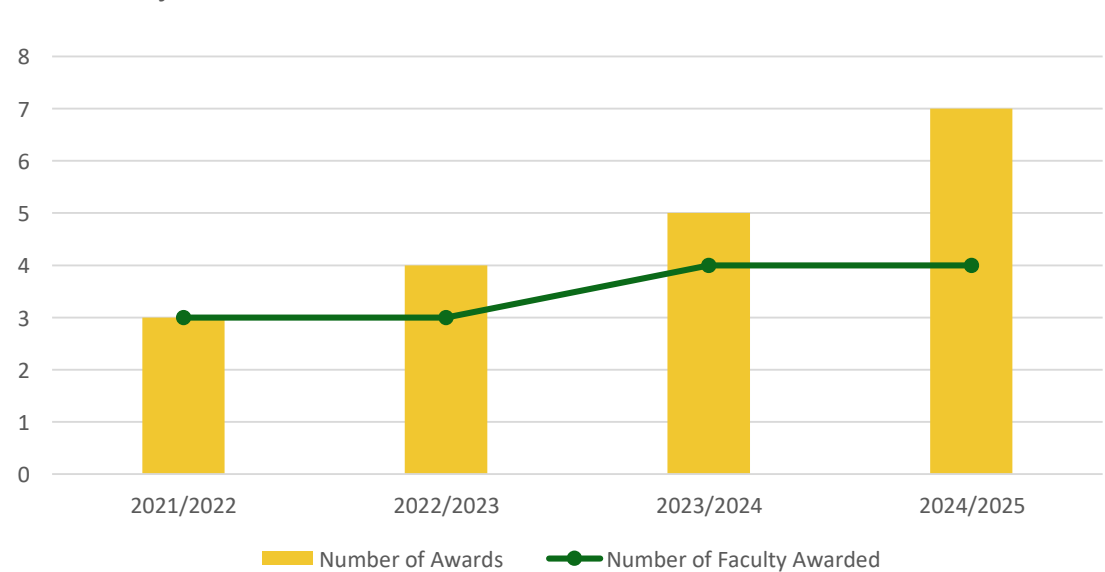
Figure 10.1: Department of Anesthesiology, Perioperative Medicine and Pain Management Research Funding



10.2 Research Projects Awarded

Department of Anesthesiology, Perioperative Medicine and Pain Management researchers were granted a total of 7 new awards, received by 4 individual award recipients.

Figure 10.2: Department of Anesthesiology, Perioperative Medicine and Pain Management Research Projects Awarded



10.3 Publications & Citations

Faculty within the department produced 12 publications in 2024.

Figure 10.3: Department of Anesthesiology, Perioperative Medicine and Pain Management Annual Publication Count

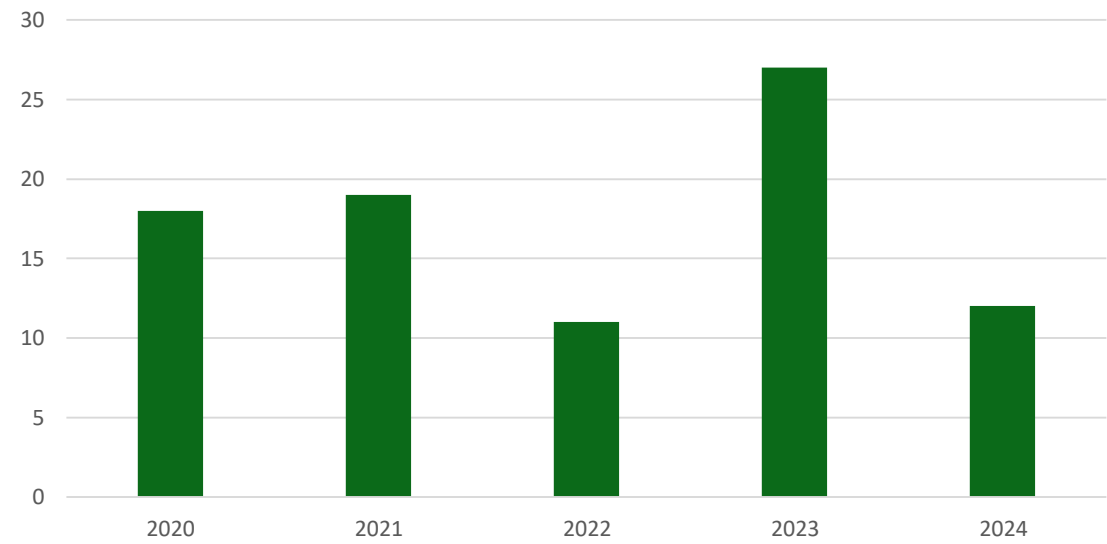
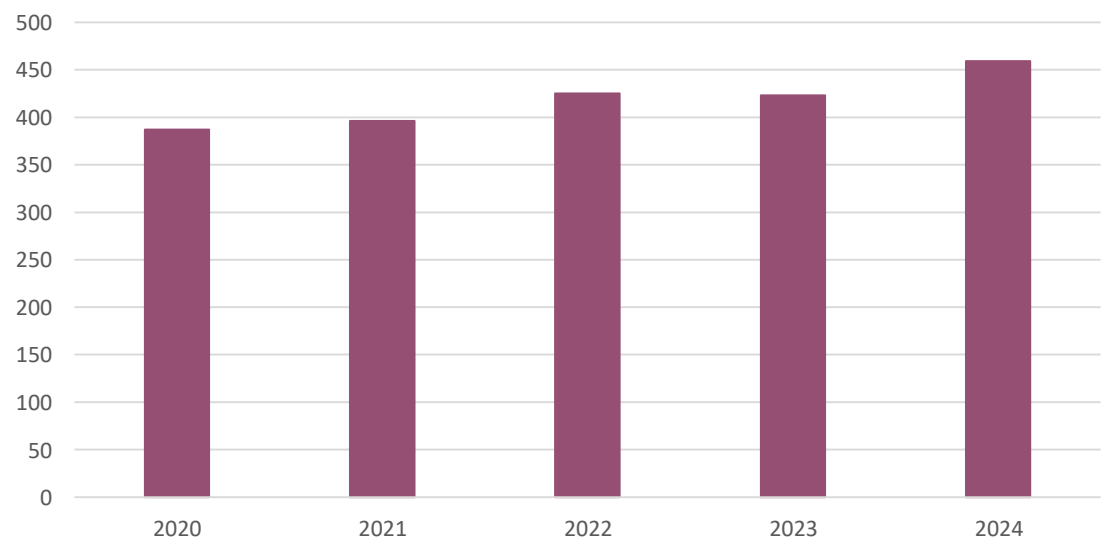


Figure 10.4 shows citation counts for Department of Anesthesiology, Perioperative Medicine and Pain Management faculty. Department publications were cited 459 times in 2024.

Figure 10.4 Department of Anesthesiology, Perioperative Medicine and Pain Management Annual Citation Count



This report included 26 research-active faculty members from the Department of Anesthesiology, Perioperative Medicine and Pain Management.

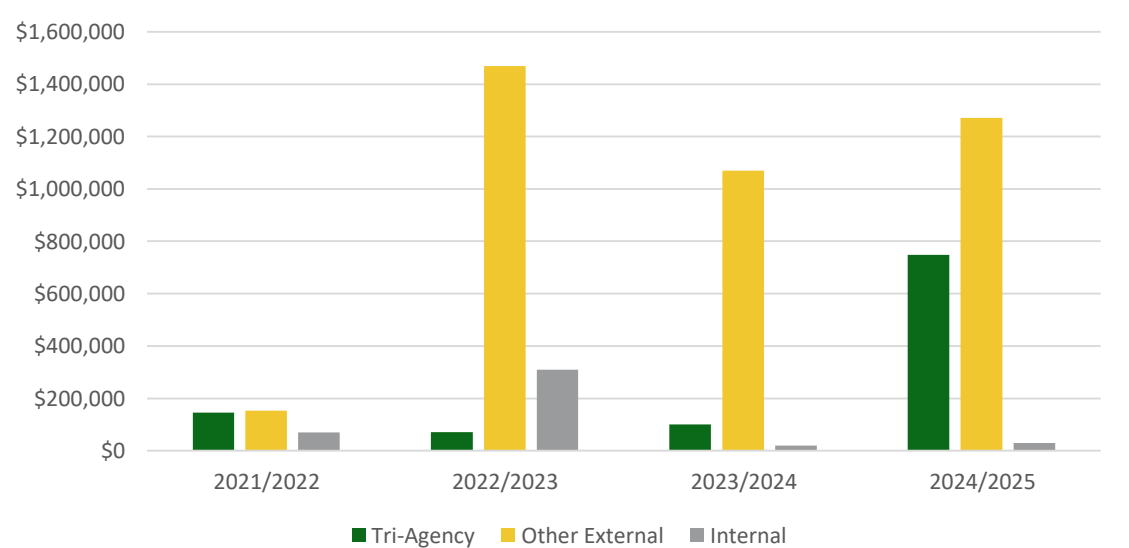
In the 2024/25 fiscal year, 3 faculty members in the department were identified to have protected research time, amounting to a total of 1.30 research FTE allocated to the department.

11. Department of Pathology and Laboratory Medicine

11.1 Research Funding

In the 2024/2025 fiscal year, the Department of Pathology and Laboratory Medicine researchers were granted a total of \$2,050,645, including \$748,600 in Tri-Agency funding.

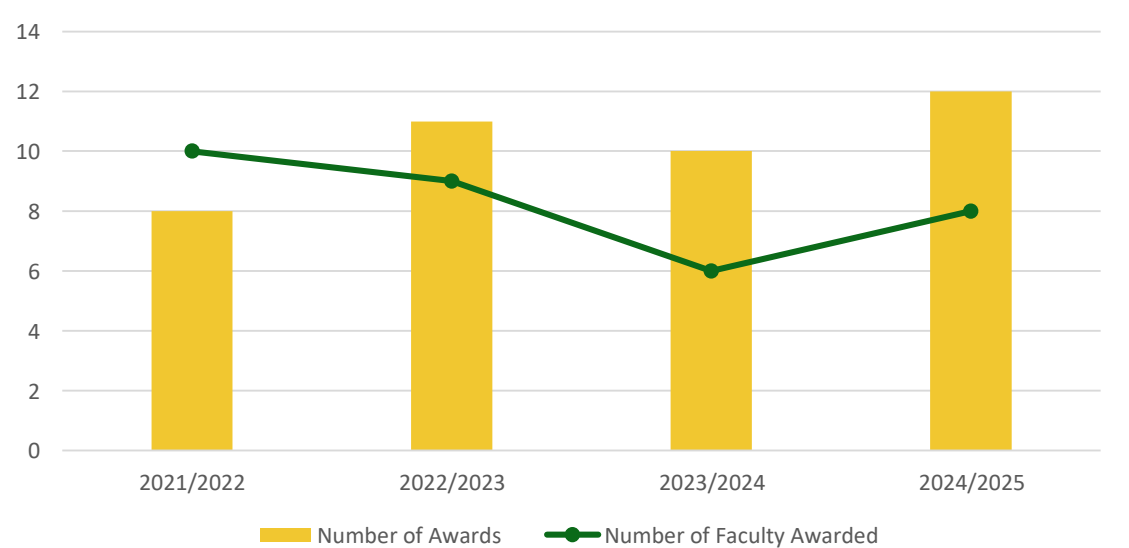
Figure 11.1: Pathology and Laboratory Medicine Research Funding



11.2 Research Projects Awarded

In 2024/2025 Department of Pathology and Laboratory Medicine faculty were granted 12 awards, received by 8 individual award recipients.

Figure 11.2: Department of Pathology and Laboratory Medicine Research Projects Awarded



11.3 Publications & Citations

Faculty within the department produced 78 publications in 2024.

Figure 11.3: Department of Pathology and Laboratory Medicine Annual Publication Count

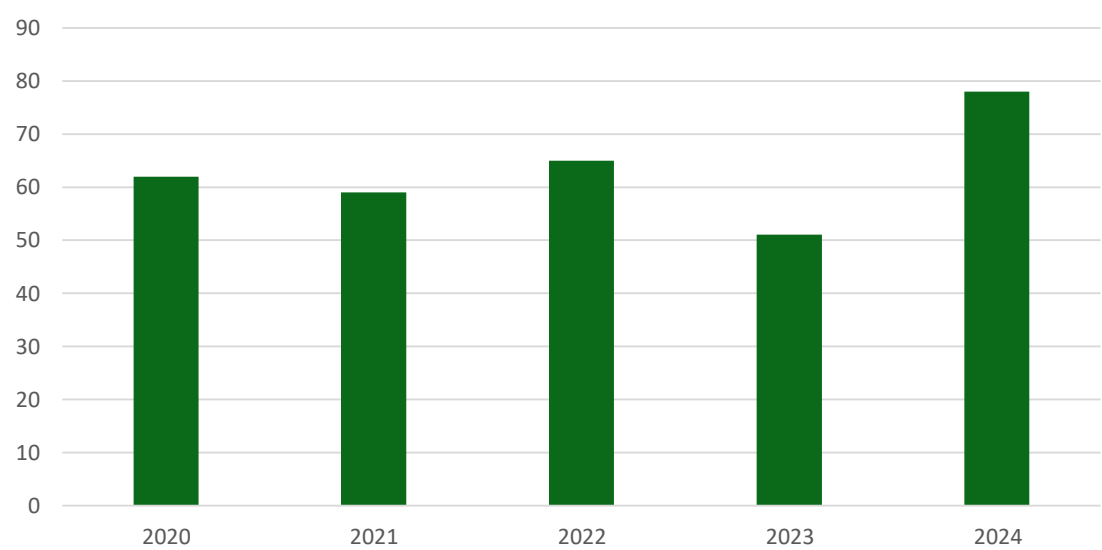
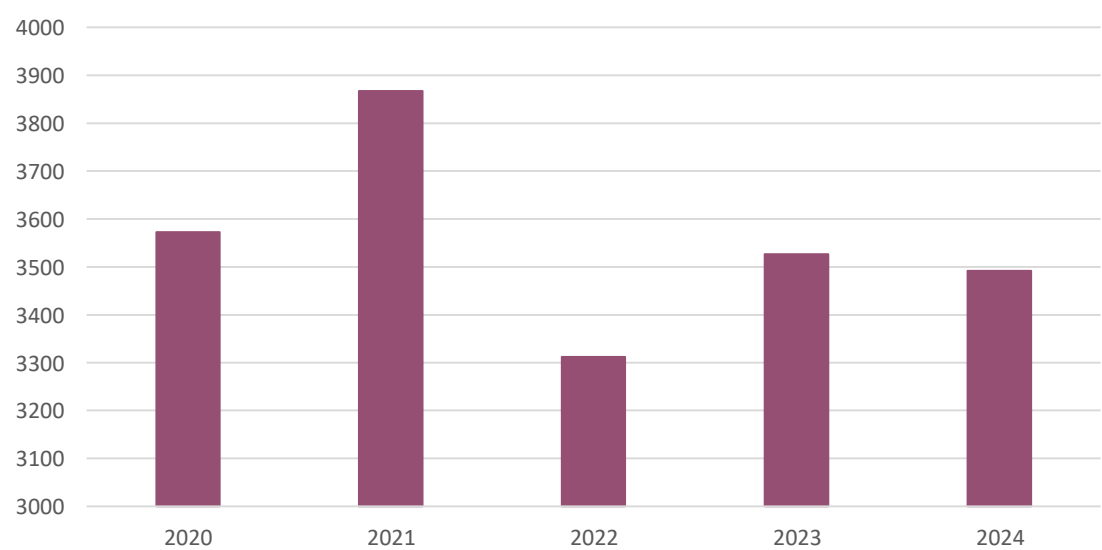


Figure 11.4 shows citation counts for Department of Pathology and Laboratory Medicine faculty. Department publications were cited 3,492 times in 2024.

Figure 11.4: Department of Pathology and Laboratory Medicine Annual Citation Count



This report included 23 research-active faculty members from the Department of Pathology and Laboratory Medicine.

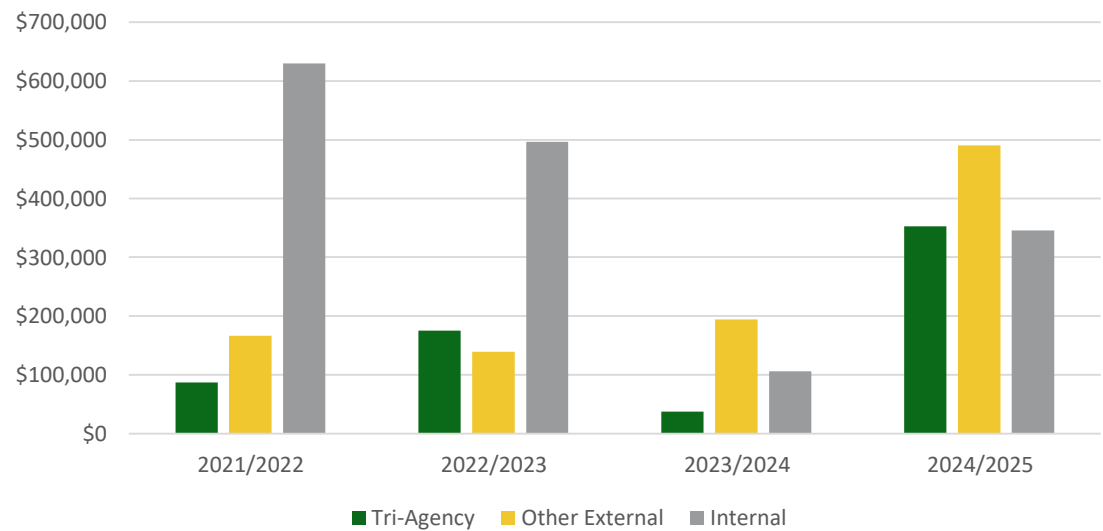
In the 2024/25 fiscal year, 8 faculty members in the department were identified to have protected research time, amounting to a total of 3.49 research FTE allocated to the department.

12. Department of Psychiatry

12.1 Research Funding

In the 2024/2025 fiscal year, Department of Psychiatry researchers were awarded a total of \$1,189,135, including \$352,680 in Tri-Agency funding.

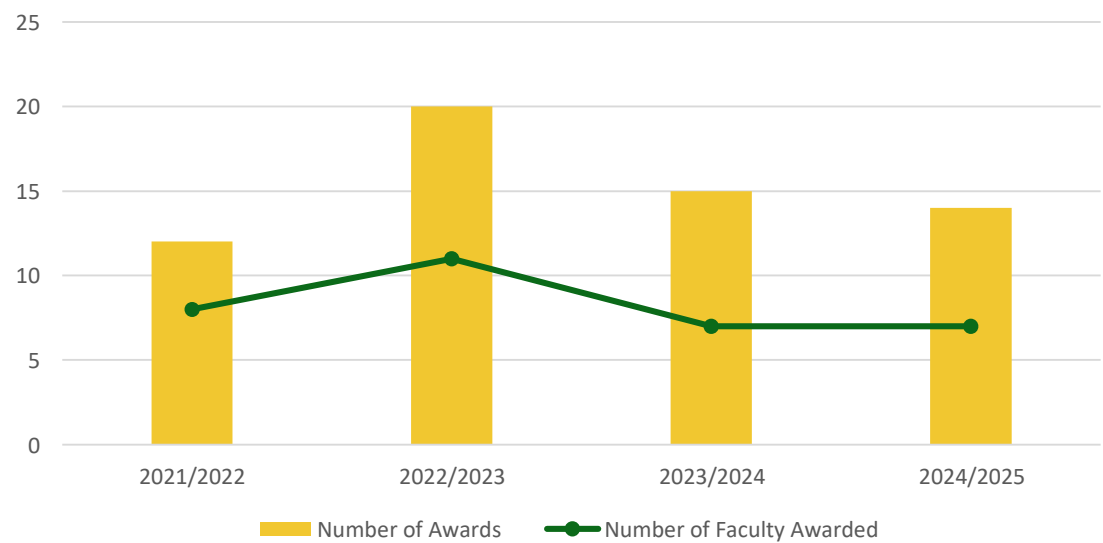
Figure 12.1: Department of Psychiatry Research Funding



12.2 Research Projects Awarded

Department of Psychiatry faculty were granted 14 awards in 2024/2025, received by 7 individual awardees.

Figure 12.2: Department of Psychiatry Research Projects Awarded



12.3 Publications & Citations

Faculty within the department produced 36 publications in 2024.

Figure 12.3: Department of Psychiatry Annual Publication Count

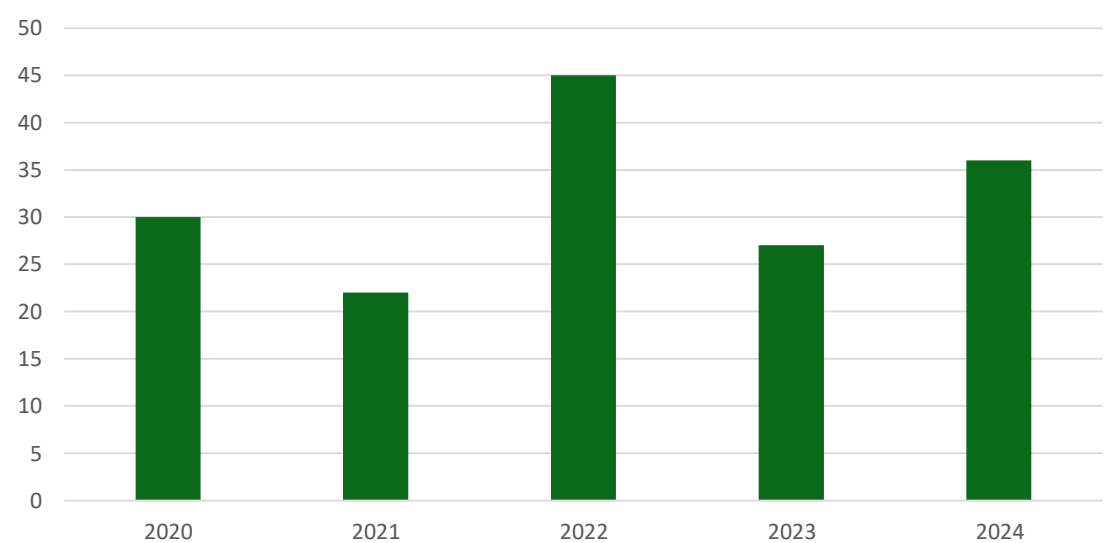
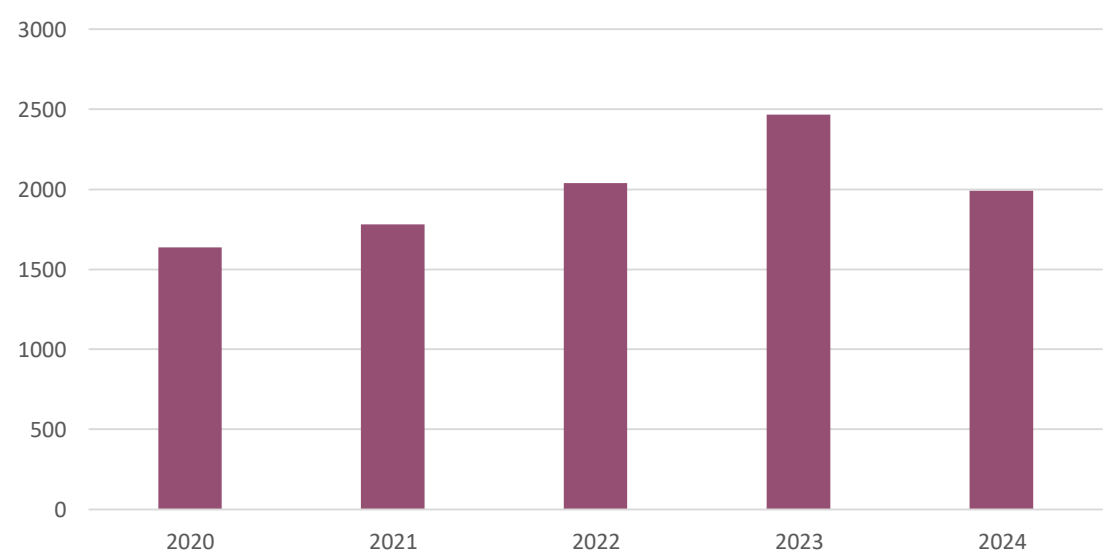


Figure 12.4 shows citation counts for Department of Psychiatry faculty. Department publications were cited 1,992 times in 2024.

Figure 12.4: Department of Psychiatry Annual Citation Count



This report included 22 research-active faculty members from the Department of Psychiatry.

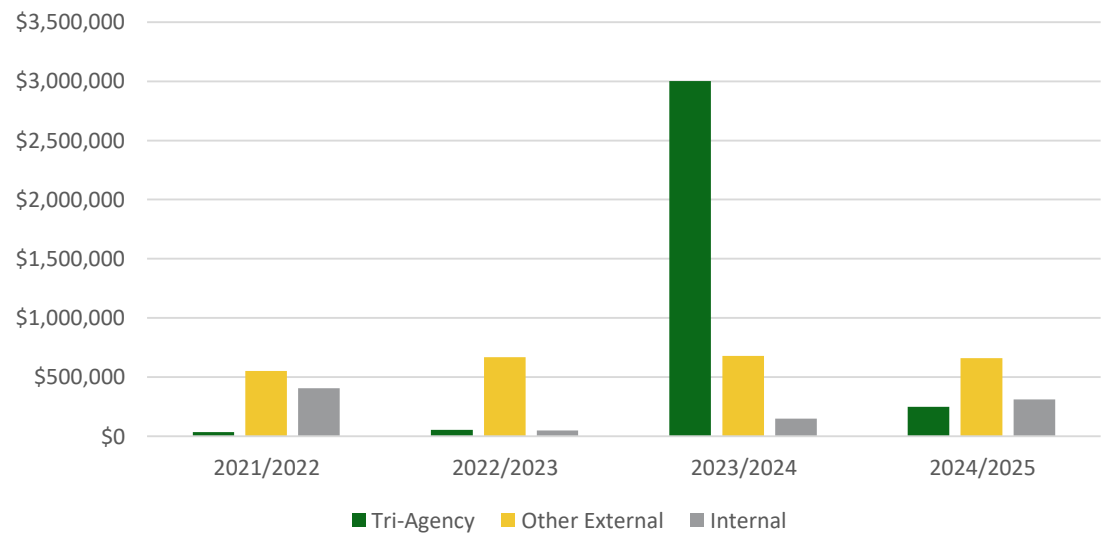
In the 2024/25 fiscal year, 6 faculty members in the department were identified to have protected research time, amounting to a total of 2.10 research FTE allocated to the department.

13. School of Rehabilitation Science

13.1 Research Funding

In the 2024/2025 fiscal year, School of Rehabilitation Science researchers were awarded a total of \$1,216,026, including \$247,898 in Tri-Agency funding.

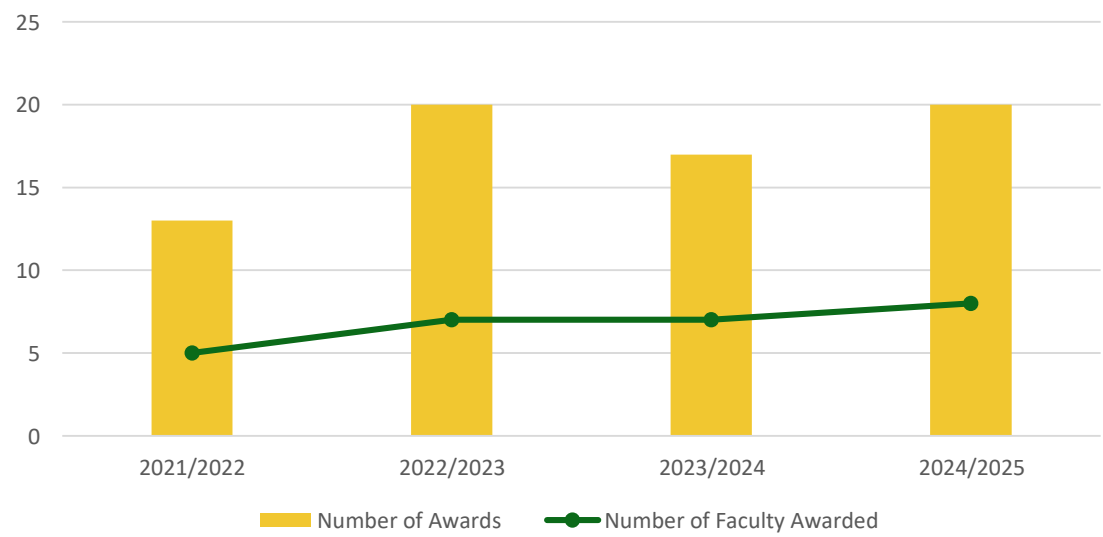
Figure 13.1: School of Rehabilitation Science Research Funding



13.2 Research Projects Awarded

In 2024/2025 Department of School of Rehabilitation Science faculty were granted 20 awards, received by 8 individual award recipients.

Figure 13.2: School of Rehabilitation Science Research Projects Awarded



13.3 Publications & Citations

The School of Rehabilitation Science produced 76 publications in 2024.

Figure 13.3: School of Rehabilitation Science Annual Publication Count

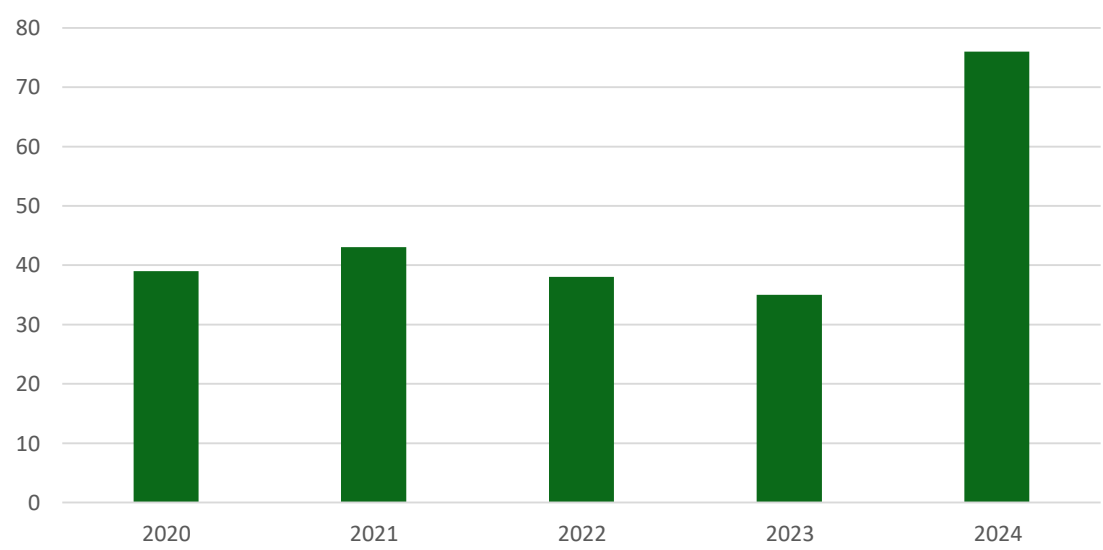
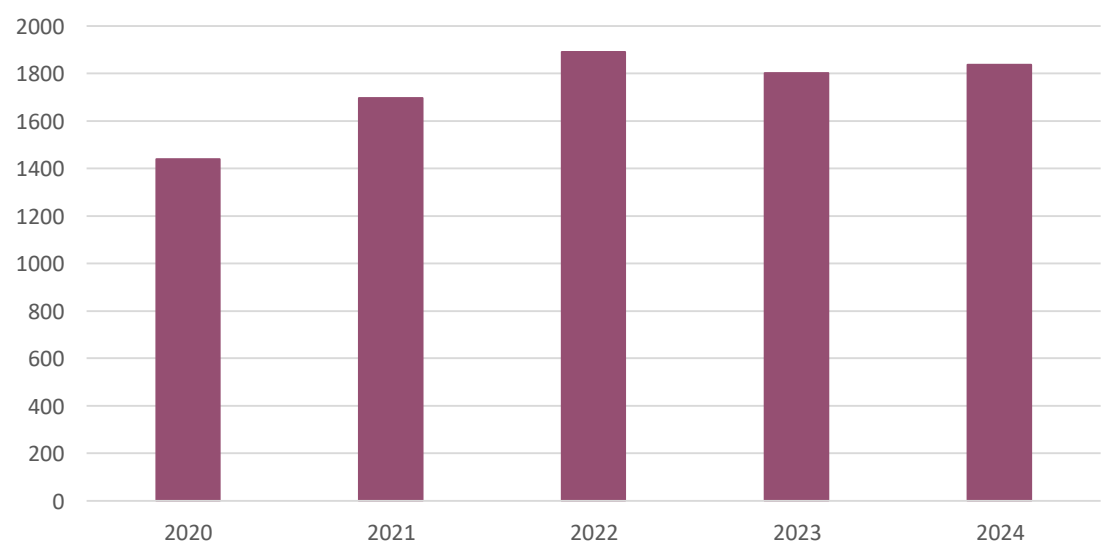


Figure 13.4 shows citation counts for School of Rehabilitation Science faculty. School publications were cited 1,836 times in 2024.

Figure 13.4: School of Rehabilitation Science Annual Citation Count



This report included 19 research-active faculty members from the School of Rehabilitation Science.

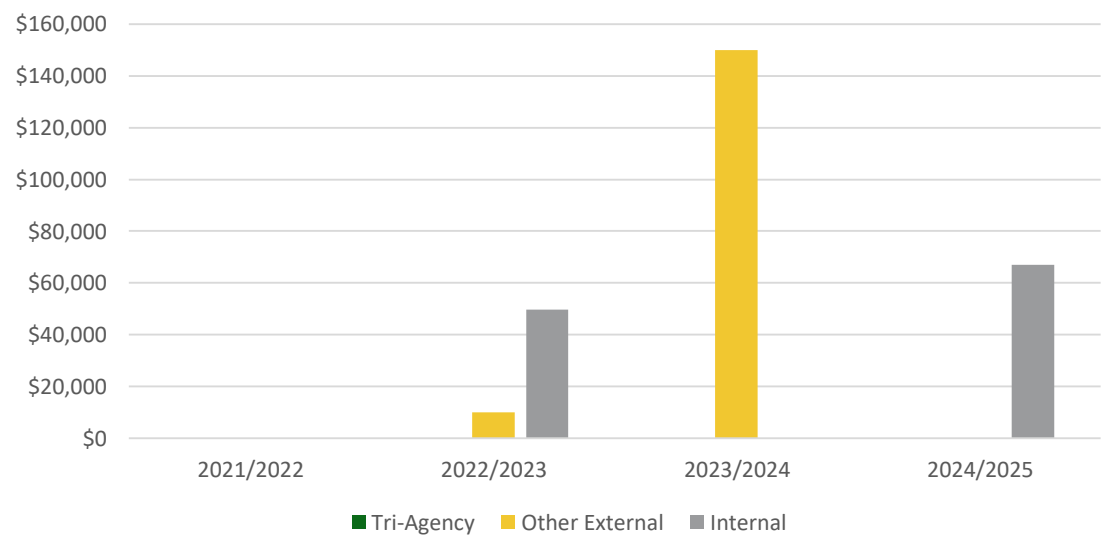
In the 2024/25 fiscal year, 6 faculty members in the school were identified to have protected research time, amounting to a total of 3.0 research FTE allocated to the department.

14. Department of Obstetrics and Gynecology

14.1 Research Funding

In the 2024/2025 fiscal year, Department of Obstetrics and Gynecology researchers were awarded \$66,988.

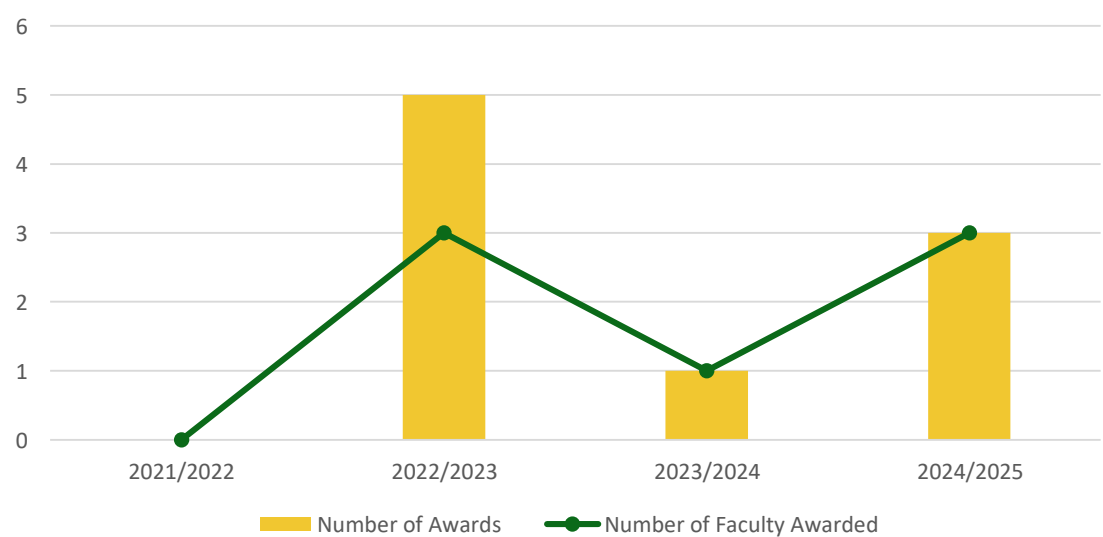
Figure 14.1: Department of Obstetrics and Gynecology Research Funding



14.2 Research Projects Awarded

Department of Obstetrics and Gynecology faculty were granted 3 awards in 2024/2025, received by 3 individual awardees in 2024/2025.

Figure 14.2: Department of Obstetrics and Gynecology Research Projects Awarded



14.3 Publications & Citations

Faculty within the department produced 20 publications in 2024.

Figure 14.3: Department of Obstetrics and Gynecology Annual Publication Count

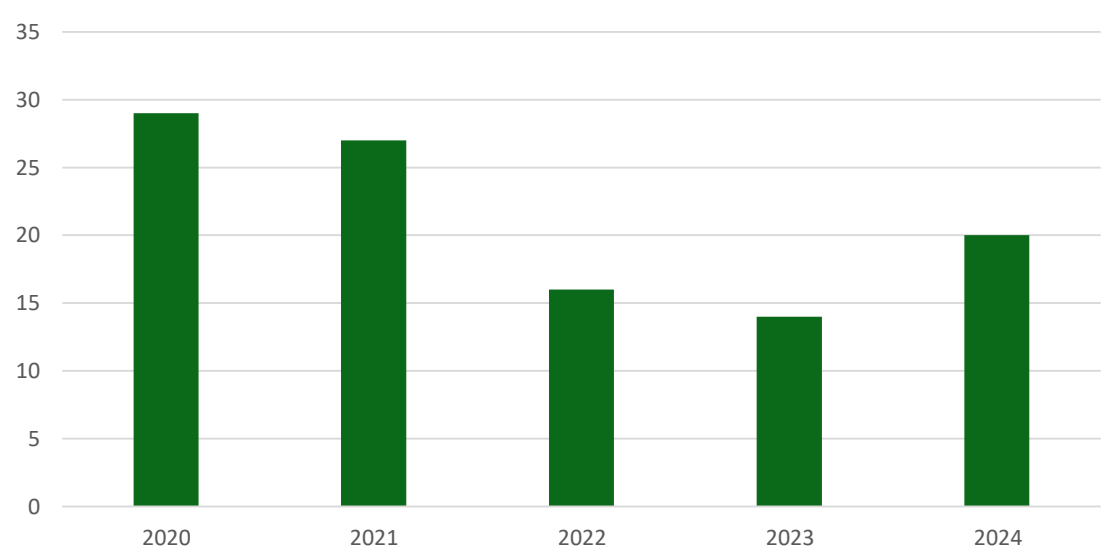
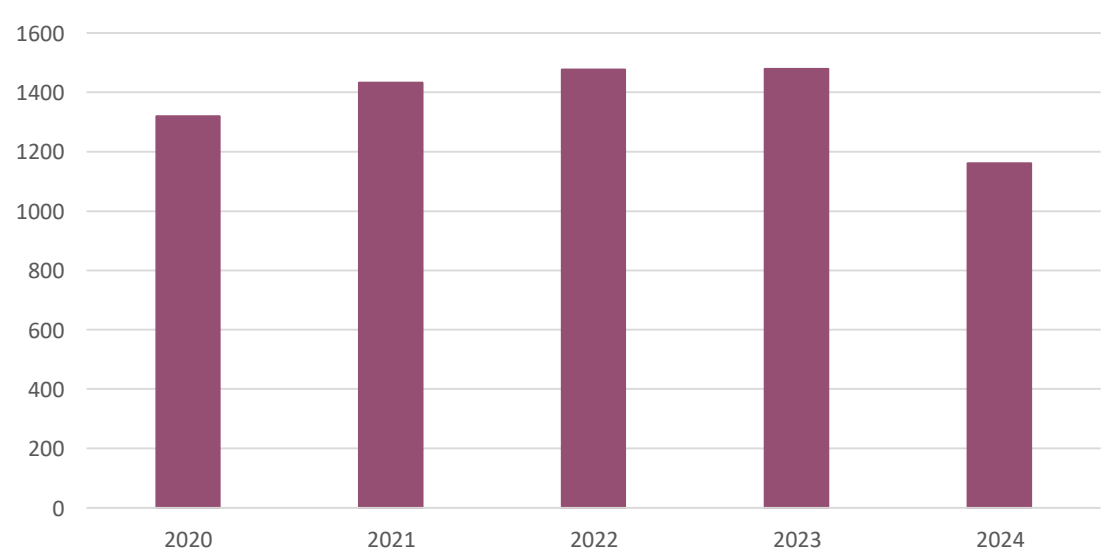


Figure 14.4 shows citation counts for Department of Obstetrics and Gynecology faculty. Department publications were cited 1,163 times in 2024.

Figure 14.4: Department of Obstetrics and Gynecology Annual Citation Count



This report included 18 research-active faculty members from the Department of Obstetrics and Gynecology.

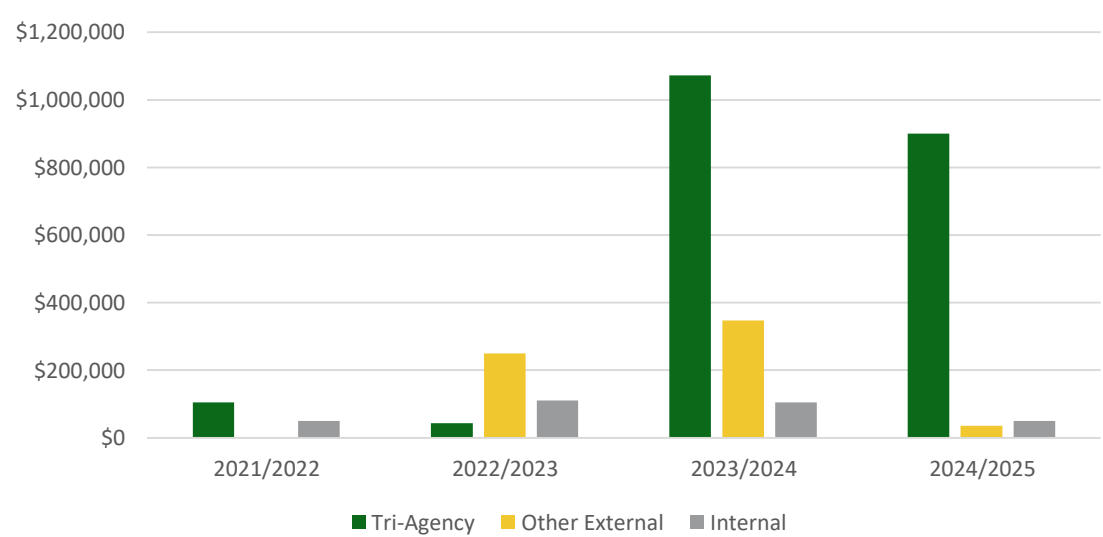
In the 2024/25 fiscal year, 2 faculty members in the department were identified to have protected research time, amounting to a total of 0.95 research FTE allocated to the department.

15. Department of Medical Imaging

15.1 Research Funding

In the 2024/2025 fiscal year, Department of Medical Imaging researchers were awarded a total of \$986,219, including \$900,525 in Tri-Agency funding.

Figure 15.1: Department of Medical Imaging Research Funding



15.2 Research Projects Awarded

In 2024/2025 Department of Medical Imaging faculty were granted 5 awards, received by 2 awardees.

Figure 15.2: Department of Medical Imaging Research Projects Awarded



15.3 Publications & Citations

Faculty within the department produced 33 publications in 2024.

Figure 15.3: Department of Medical Imaging Annual Publication Count

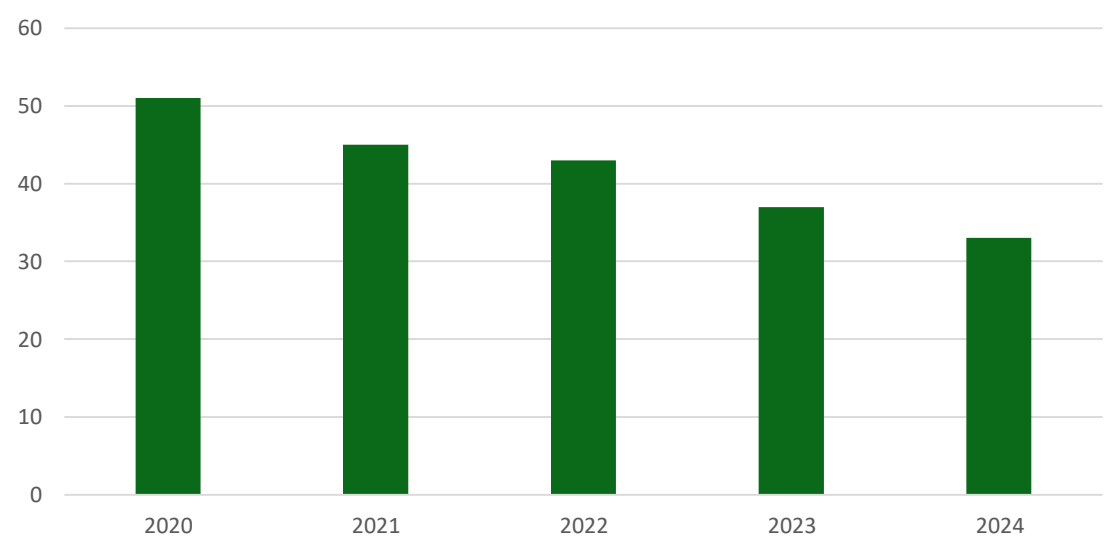
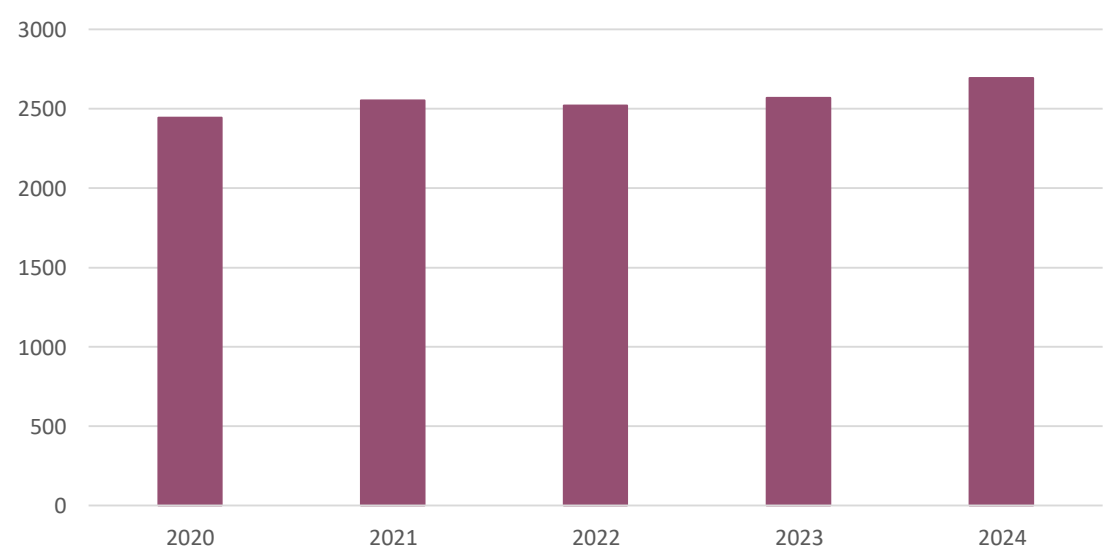


Figure 15.4 shows citation counts for Department of Medical Imaging faculty. Department publications were cited 2,694 times in 2024.

Figure 15.4: Department of Medical Imaging Annual Citation Count



This report included 15 research-active faculty members from the Department of Medical Imaging.

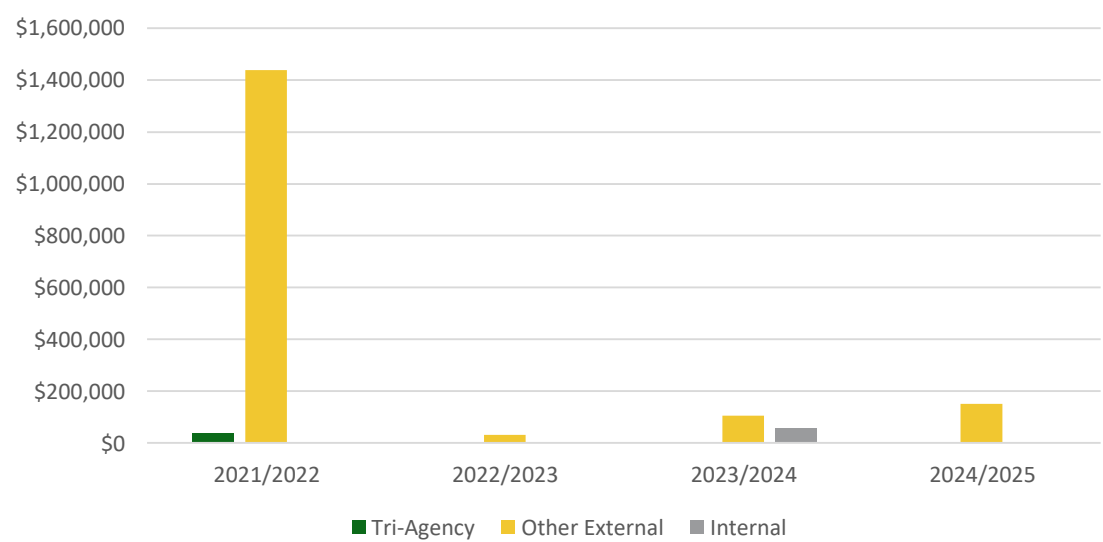
In the 2024/25 fiscal year, 4 faculty members in the department were identified to have protected research time, amounting to a total of 1.45 research FTE allocated to the department.

16. Department of Emergency Medicine

16.1 Research Funding

In the 2024/2025 fiscal year, Department of Emergency Medicine researchers were awarded a total of \$150,761.

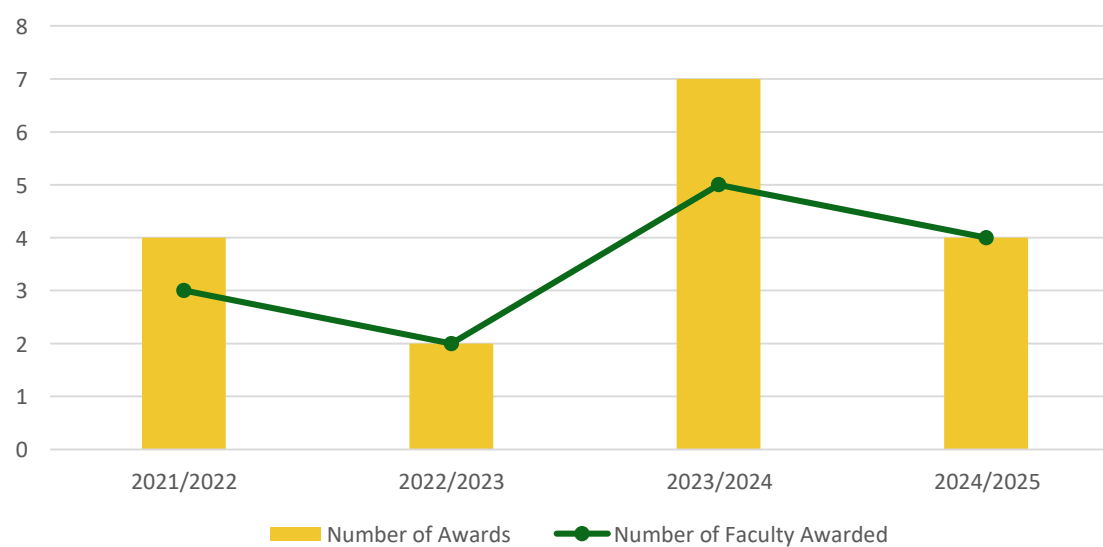
Figure 16.1: Department of Emergency Medicine Research Funding



16.2 Research Projects Awarded

In 2024/2025 Department of Emergency Medicine faculty were granted 4 awards, received by 4 unique faculty members.

Figure 16.2: Department of Emergency Medicine Research Projects Awarded



16.3 Publications & Citations

Faculty within the department produced 38 publications in 2024.

Figure 16.3: Department of Emergency Medicine Annual Publication Count

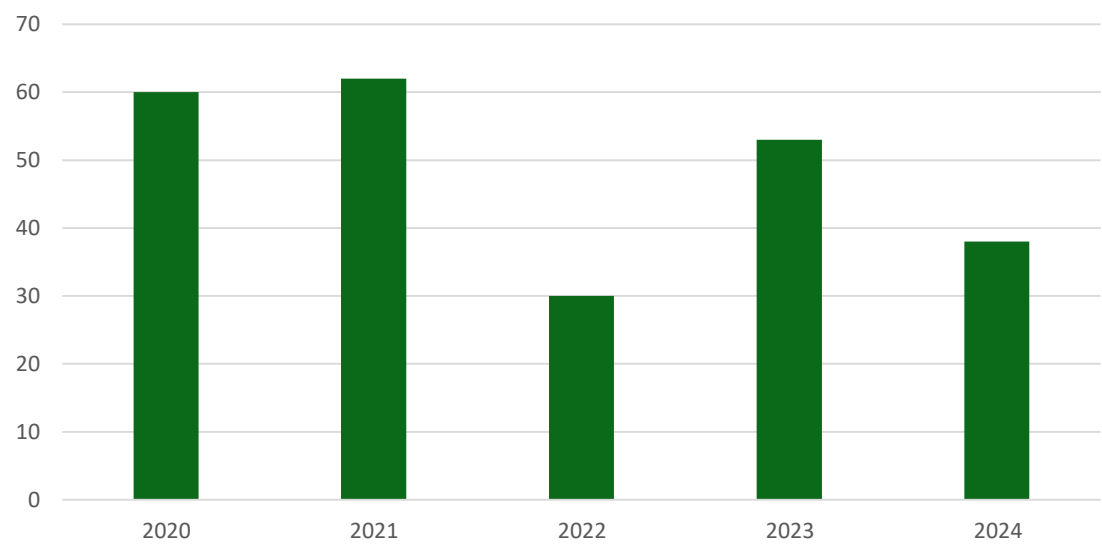
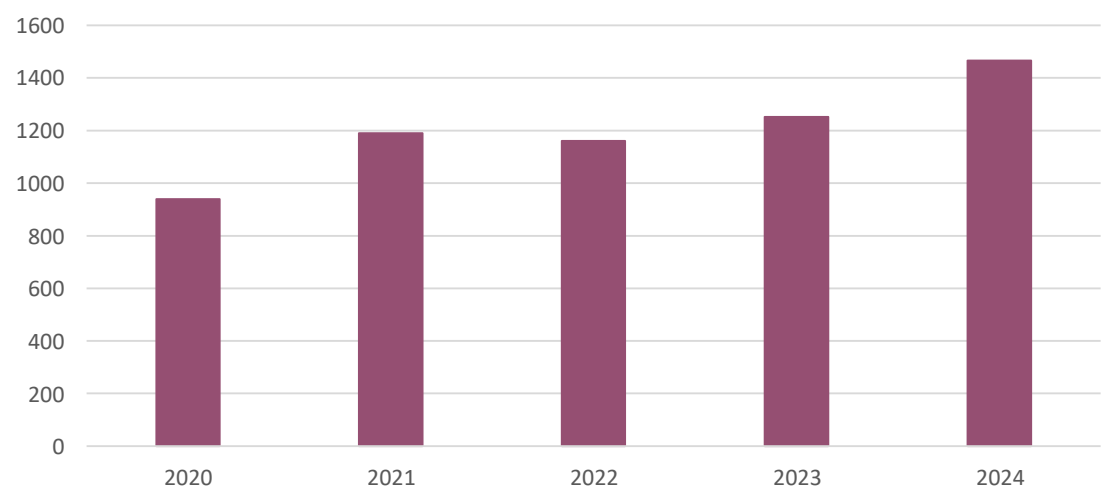


Figure 16.4 shows citation counts for Department of Emergency Medicine faculty. Department publications were cited 1,466 times in 2024.

Figure 16.4: Department of Emergency Medicine Annual Citation Count



This report included 13 research-active faculty members from the Department Emergency Medicine.

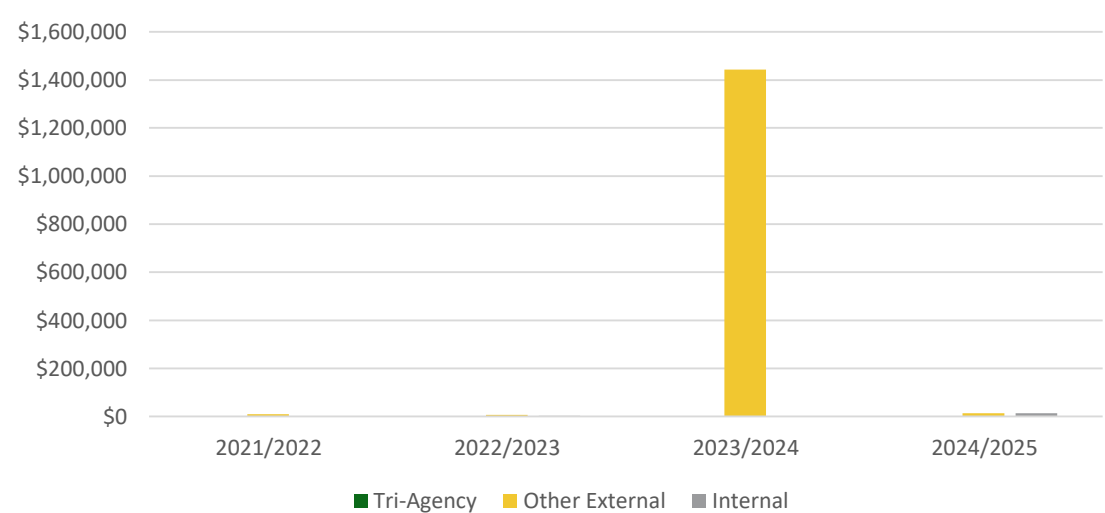
In the 2024/25 fiscal year, 7 faculty members in the department were identified to have protected research time, amounting to a total of 1.2 research FTE allocated to the department.

17. Department of Physical Medicine and Rehabilitation

17.1 Research Funding

In the 2024/2025 fiscal year, Department of Physical Medicine and Rehabilitation researchers were awarded a total of \$26,951.

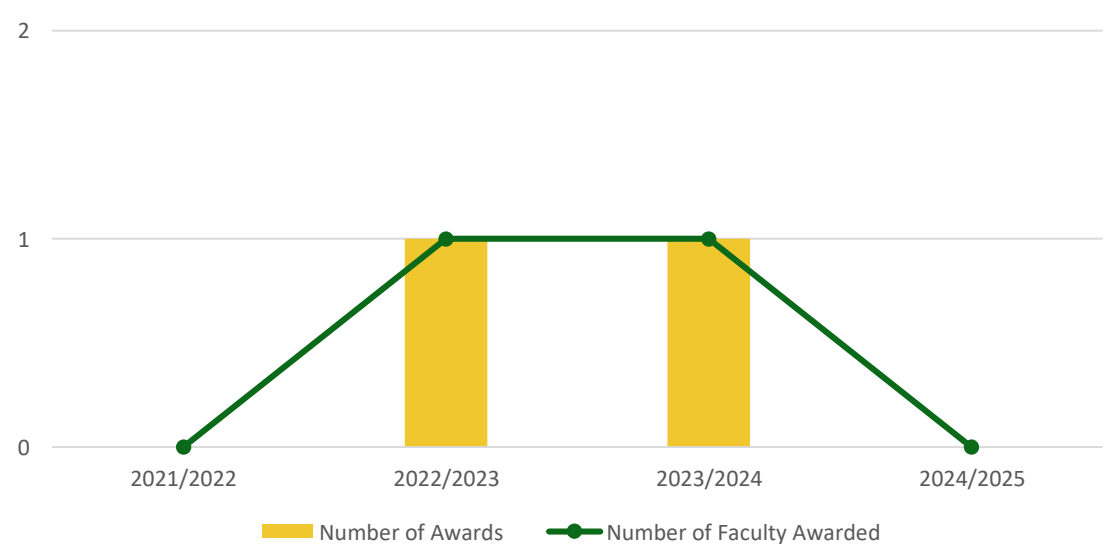
Figure 17.1: Department of Physical Medicine and Rehabilitation Research Funding



17.2 Research Projects Awarded

In 2024/2025 Department of Physical Medicine and Rehabilitation faculty were granted 0 awards, received by 0 awardees.

Figure 17.2: Department of Physical Medicine and Rehabilitation Research Projects Awarded



17.3 Publications & Citations

Faculty within the department produced 13 publications in 2024.

Figure 17.3: Department of Physical Medicine and Rehabilitation Annual Publication Count

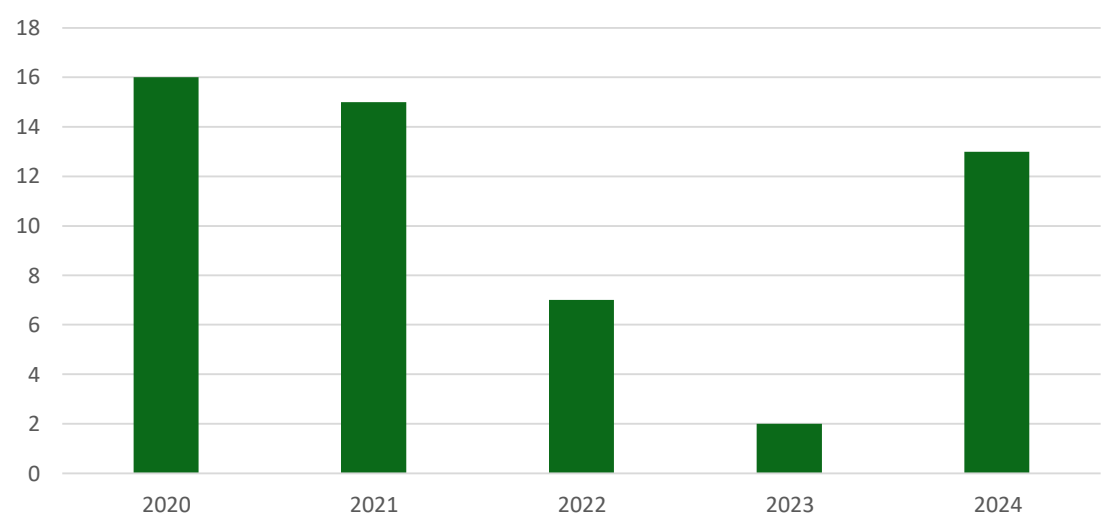
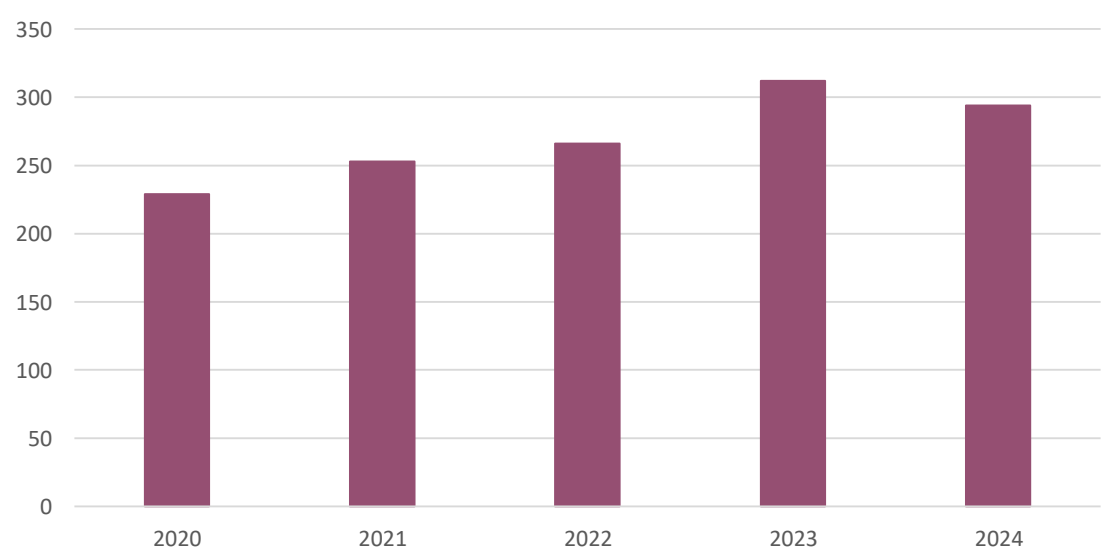


Figure 17.4 shows citation counts for Department of Physical Medicine and Rehabilitation faculty. Department publications were cited 294 times in 2024.

Figure 17.4: Department of Physical Medicine and Rehabilitation Annual Citation Count



This report included 3 research-active faculty members from the Department of Physical Medicine and Rehabilitation.

In the 2024/25 fiscal year, 1 faculty members in the department were identified to have protected research time, amounting to a total of 0.30 research FTE allocated to the department.

18. Department of Ophthalmology

18.1 Research Funding

In the 2024/2025 fiscal year, Department of Ophthalmology researchers were awarded \$0.

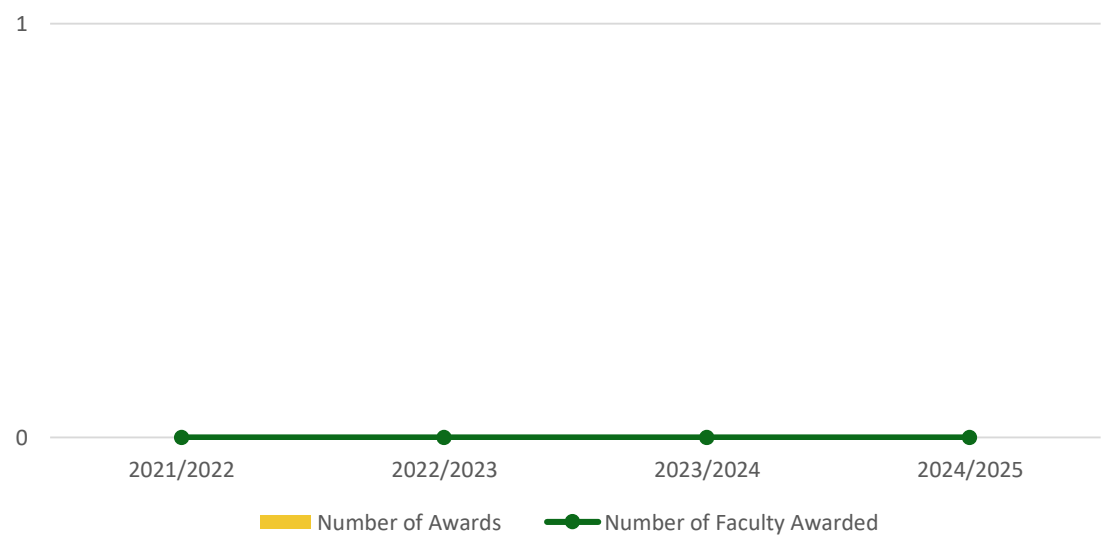
Figure 18.1: Department of Ophthalmology Research Funding



18.2 Research Projects Awarded

In 2024/2025 Department of Ophthalmology faculty received 0 awards.

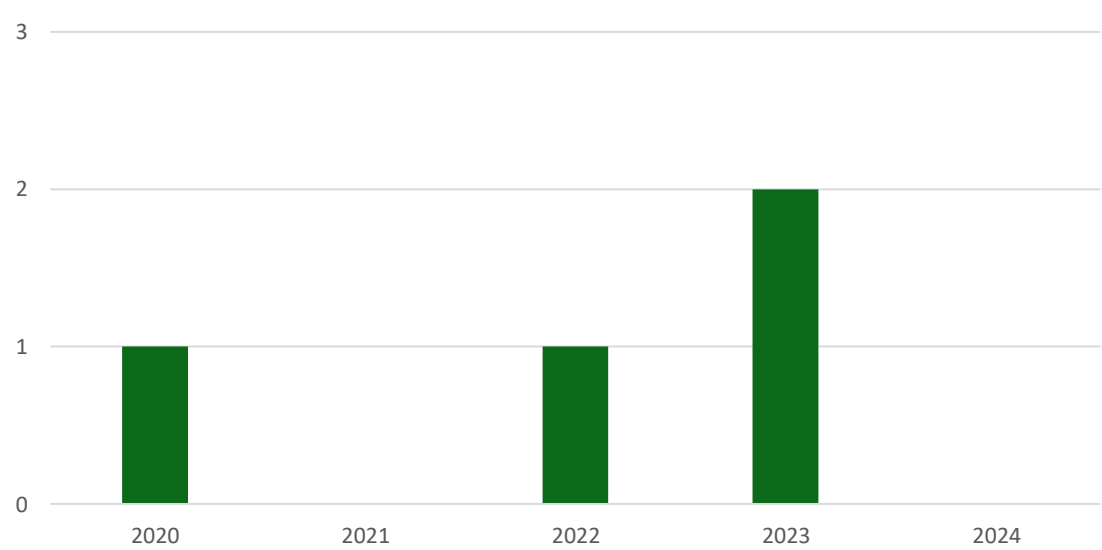
Figure 18.2: Department of Ophthalmology Research Projects Awarded



18.3 Publications & Citations

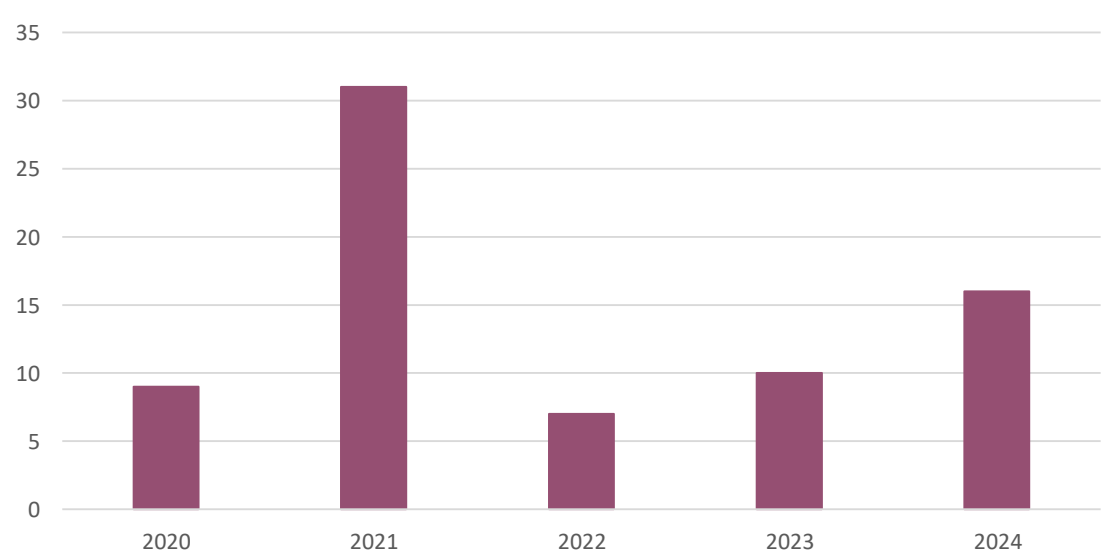
Faculty within the department produced 0 publications in 2024.

Figure 18.3: Department of Ophthalmology Annual Publication Count



Department of Ophthalmology publications were cited 16 times in 2024.

Figure 18.4: Department of Ophthalmology Annual Citation Count



This report included 2 research-active faculty members from the Department of Ophthalmology.

In the 2024/25 fiscal year, 0 faculty members in the department were identified to have College of Medicine funded research time, amounting to a total of 0 research FTE allocated to the department.

College of Medicine University of Saskatchewan
Office 4A20 - Dean's Office Suite, Health Sciences Building
107 Wiggins Road, Saskatoon, SK S7N 5E5

<https://medicine.usask.ca/research/index.php>